

**BATH FAUCET
K-104**

ALSO K-126, K-127, K-128

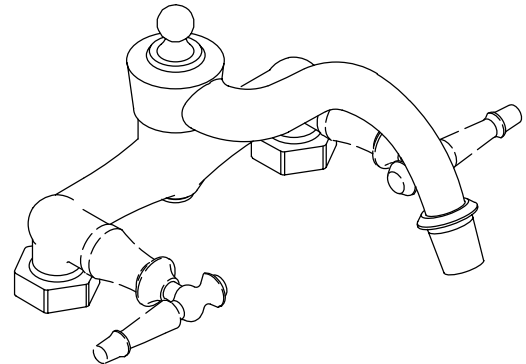
FEATURES

- Brass construction
- Bath- or deck-mount
- Brass valve bodies
- 1/2" quarter-turn washerless ceramic disc valves
- 9-5/8" non-diverter spout
- Variety of handle style options

CODES/STANDARDS APPLICABLE

Specified model meets or exceeds the following:




- ASME/ANSI A112.18.1M
- Canadian Standards Association (CSA)
- IAPMO/UPC
- NSF 14

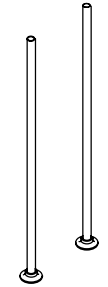
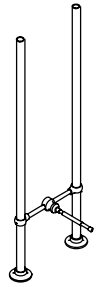


COLORS/FINISHES

- CP Polished Chrome
- PB Polished Brass
- Other Refer to Faucets Price Book for additional finishes

SPECIFIED MODEL:

Model	Description			
K-104-3	With Six-Prong Handles	<input type="checkbox"/> CP <input type="checkbox"/> PB		
K-104-4	With Lever Handles		<input type="checkbox"/> CP <input type="checkbox"/> PB <input type="checkbox"/> Other_____	
K-104-9B	With Oval Handles			<input type="checkbox"/> CP <input type="checkbox"/> PB <input type="checkbox"/> Other_____


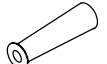
Required Accessories			
K-126	27-7/8" Riser Tubes, Pair (For Deck-Mount Bath Faucet Installation)	<input type="checkbox"/> CP <input type="checkbox"/> PB <input type="checkbox"/> Other_____	
K-127	27-7/8" Riser Tubes, Pair (For K-100 Birthday Bath Installation)		<input type="checkbox"/> CP <input type="checkbox"/> PB <input type="checkbox"/> Other_____
K-128	31-1/2" Riser Tubes, Pair (For K-700 Vintage Bath Installation)		<input type="checkbox"/> CP <input type="checkbox"/> PB <input type="checkbox"/> Other_____

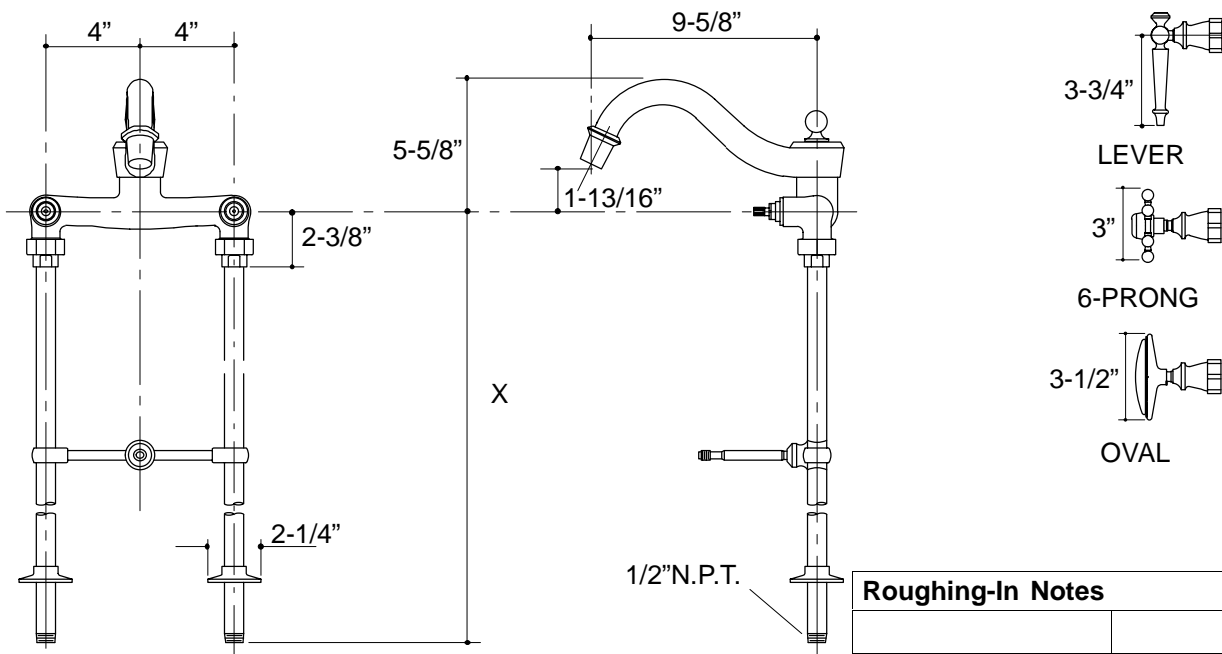
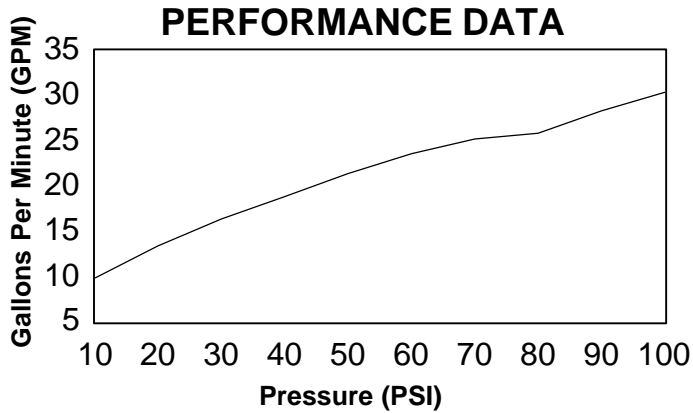
Optional Accessories on Page 2.

PRODUCT SPECIFICATION:

Two-handle bath- or deck-mount bath faucet shall be of brass construction. Faucet shall feature brass valve bodies. Faucet shall feature 1/2" quarter-turn washerless ceramic disc valves, assuring positive handle stop positioning. Product requires riser tubes. Product shall include 9-5/8" non-diverter spout, and handles. Faucet shall be Kohler Model K-104-_____-_____- and riser tubes shall be Kohler Model K-_____-_____-.

ANTIQUE™

Optional Accessories			
K-264	Ceramic Oval Insets, Pair	<input type="checkbox"/> Other_____	
K-268	Ceramic Oval Insets, Pair, Garland Texture	<input type="checkbox"/> Other_____	
K-9639	Large Lever Insert, Single		<input type="checkbox"/> CP <input type="checkbox"/> PB
K-9659	Large Lever Insert, Single		<input type="checkbox"/> Other_____



Roughing-In Notes	
	X
K-126, K-127	27-7/8"
K-128	31-1/2"

PRODUCT DIAGRAM