

**BATH AND SHOWER FAUCET TRIM
K-T7014**

ALSO K-T7751, K-303-K

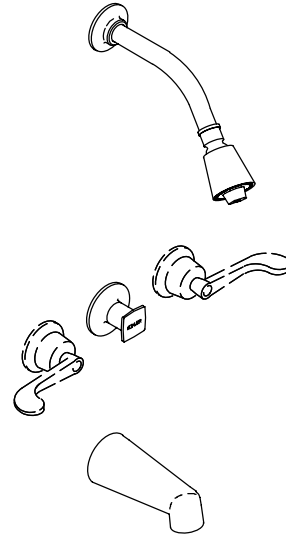
FEATURES

- Brass construction
- For 8" centers
- Integral diverter mechanism
- Variety of handle style options

CODES/STANDARDS APPLICABLE

Specified model meets or exceeds the following:





- ASME/ANSI A112.18.1M
- CSA B125
- IAPMO/UPC

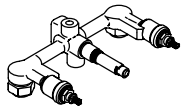


COLORS/FINISHES

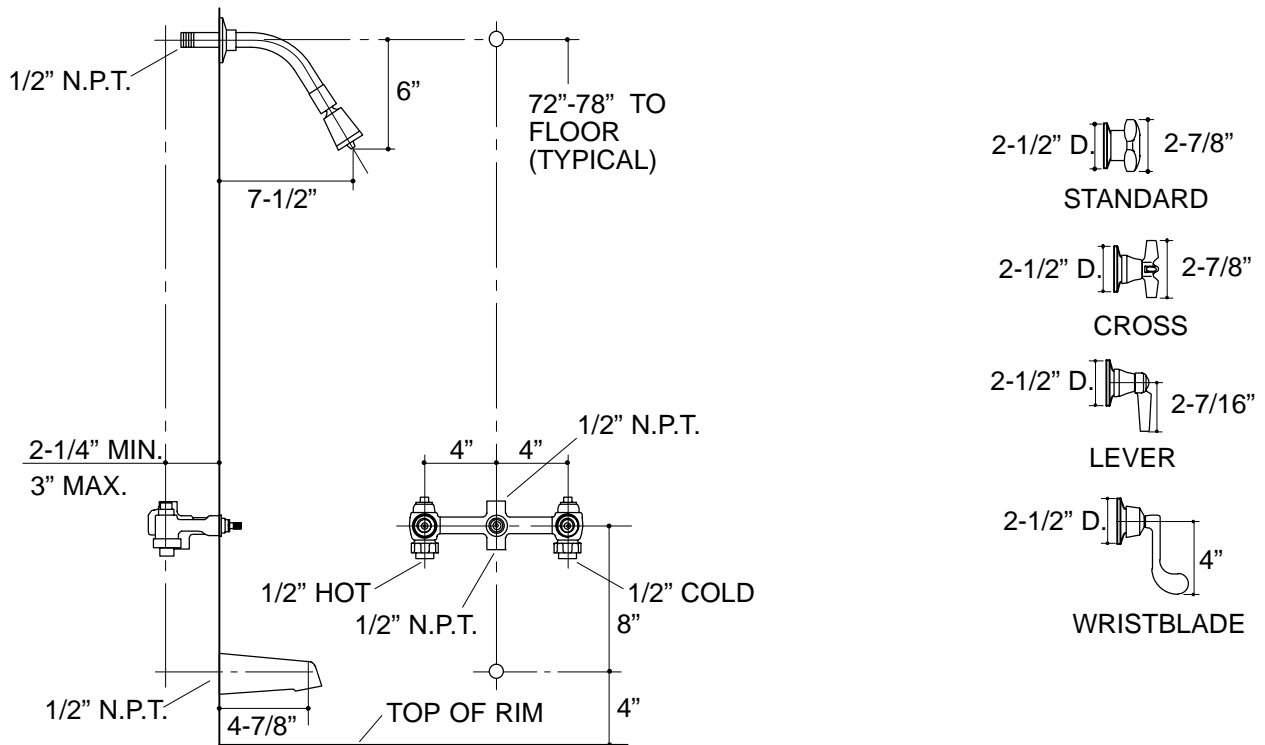
- CP Polished Chrome

SPECIFIED MODEL: For complete faucet, both faucet trim and valve system must be specified.

Model	Description		 ADA	 ADA	 ADA
K-T7014-2A	Bath and Shower Trim, Standard Handles	<input type="checkbox"/> CP			
K-T7014-3A	Bath and Shower Trim, Cross Handles		<input type="checkbox"/> CP		
K-T7014-4A	Bath and Shower Trim, Lever Handles			<input type="checkbox"/> CP	
K-T7014-5A	Bath and Shower Trim, Wristblade Handles				<input type="checkbox"/> CP
K-T7751-2	Valve Only Trim, Standard Handles	<input type="checkbox"/> CP			
K-T7751-3	Valve Only Trim, Cross Handles		<input type="checkbox"/> CP		
K-T7751-4	Valve Only Trim, Lever Handles			<input type="checkbox"/> CP	
K-T7751-5	Valve Only Trim, Wristblade Handles				<input type="checkbox"/> CP

Required Accessory		
K-303-K	3-Handle 1/2" Ceramic Disc Valve System	<input type="checkbox"/> NA

PRODUCT SPECIFICATION:
 Three-handle bath and shower faucet trim shall be of brass construction. Bath and shower trim shall include showerhead with arm and flange, 4-7/8" diverter spout with N.P.T. connection, handles, and integral diverter mechanism. Valve only trim shall include handles, and integral diverter mechanism. Trim shall be Kohler Model K-_____-_____-CP and valve system shall be Kohler Model K-303-K-NA.



332

PRODUCT DIAGRAM