


**LAVATORY BASE FAUCET
K-7465-K**

FEATURES

- Brass construction
- 8" rigid connections
- Brass valve bodies
- Quarter-turn washerless ceramic disc valves
- 5-3/4" gooseneck spout
- Available with standard or vandal-resistant Water-Guard® aerator
- 2.0 gallons per minute
- Pop-up drain with lift rod and tailpiece
- Variety of handle style options



CODES/STANDARDS APPLICABLE






Specified model meets or exceeds the following:

- ASME/ANSI A112.18.1M
- Energy Policy Act of 1992
- IAPMO/UPC

COLORS/FINISHES

- CP Polished Chrome

SPECIFIED MODEL: For complete faucet, both base faucet and handle choice must be specified.

Model	Description					
K-7465-K	With Standard Aerator					<input type="checkbox"/> CP
K-7465-KE	With Vandal-Resistant Aerator					<input type="checkbox"/> CP
Handle Options (Includes Two Handles)						
K-16012-2	Triton Standard Handles	<input type="checkbox"/> CP				
K-16012-3	Triton Cross Handles		<input type="checkbox"/> CP			
K-16012-4	Triton Lever Handles			<input type="checkbox"/> CP		
K-16012-5	Triton Wristblade Lever Handles				<input type="checkbox"/> CP	
K-16022-5	Finesse Wrist Control Lever Handles					<input type="checkbox"/> CP

PRODUCT SPECIFICATION:

Two-handle widespread lavatory base faucet shall be of brass construction. Faucet shall feature brass valve bodies. Faucet shall feature quarter-turn washerless ceramic disc valves, assuring positive handle stop positioning. Product shall include 8" rigid connections, 5-3/4" gooseneck spout, and pop-up drain with lift rod and tailpiece. Optional feature shall be standard or vandal-resistant Water-Guard aerator. Base faucet shall be Kohler Model K-7465-____-CP and handles shall be Kohler Model K-_____-____-CP.

