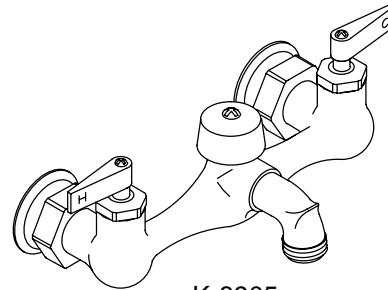


SERVICE SINK FAUCET
K-8905
ALSO K-8906

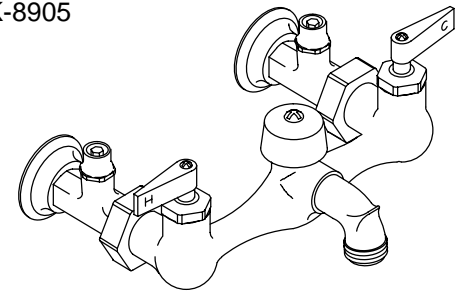
ADA

FEATURES

- Brass construction
- For 8" centers
- Brass valve bodies
- Valvet® valves
- 2-1/4" threaded spout for hose connection
- Internal N.P.T. connections
- Lever handles
- Pail hook
- Vacuum breaker



K-8905



K-8906

CODES/STANDARDS APPLICABLE

Specified model meets or exceeds the following:

- ASME/ANSI A112.18.1M
- CSA B125
- IAPMO/UPC

COLORS/FINISHES

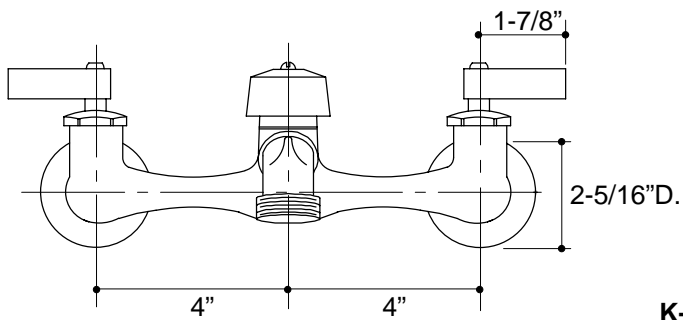
- CP Polished Chrome
- RP Rough Plate

SPECIFIED MODEL:

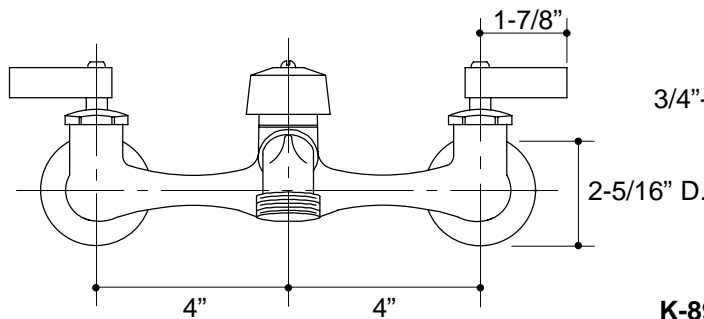
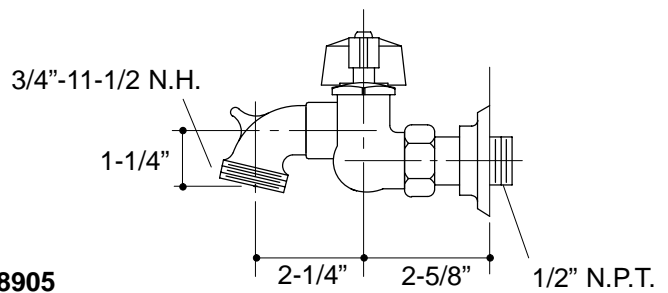
Model	Description		
K-8905	Less Loose Key Stops	<input type="checkbox"/> CP	<input type="checkbox"/> RP
K-8906	With Loose Key Stops	<input type="checkbox"/> CP	<input type="checkbox"/> RP

PRODUCT SPECIFICATION:

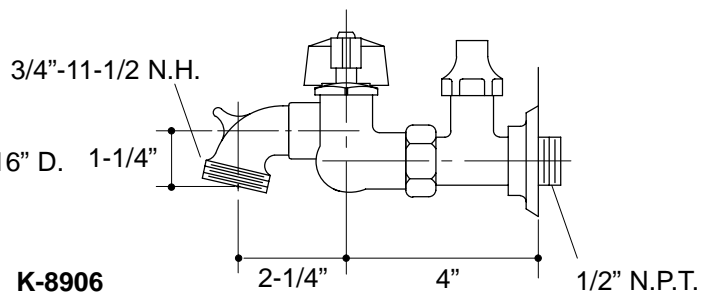
Two-handle service sink faucet shall be of brass construction. Faucet shall feature brass valve bodies. Faucet shall also feature Valvet valves. Product shall include 2-1/4" threaded spout for hose connection, lever handles, pail hook, internal N.P.T. connections, and vacuum breaker. Optional feature shall be with or without loose key stops. Faucet shall be Kohler Model K-_____-_____.



K-8905



K-8906



PRODUCT DIAGRAM