

**KITCHEN SINK FAUCET
K-16109**


FEATURES

- Brass construction
- For 8" centers
- Brass valve bodies
- Quarter-turn washerless ceramic disc valves
- 9-3/16" swing spout
- 2.2 gallons per minute
- Available with scroll or traditional lever handles
- White handspray

CODES/STANDARDS APPLICABLE

Specified model meets or exceeds the following:



- ASME/ANSI A112.18.1M
- CSA B125
- Energy Policy Act of 1992
- IAPMO/UPC
- NSF 61



COLORS/FINISHES

- CP Polished Chrome
- PB Polished Brass
- Other Refer to Faucets Price Book for additional finishes

SPECIFIED MODEL:

Model	Description	 <input type="checkbox"/> ADA			 <input type="checkbox"/> ADA		
		<input type="checkbox"/> CP	<input type="checkbox"/> PB	<input type="checkbox"/> Other_____	<input type="checkbox"/> CP	<input type="checkbox"/> PB	<input type="checkbox"/> Other_____
K-16109-4	With Scroll Handles	<input type="checkbox"/> CP	<input type="checkbox"/> PB	<input type="checkbox"/> Other_____			
K-16109-4A	With Traditional Handles				<input type="checkbox"/> CP	<input type="checkbox"/> PB	<input type="checkbox"/> Other_____

PRODUCT SPECIFICATION:

Two-handle kitchen sink faucet shall be of brass construction. Faucet shall feature brass valve bodies. Faucet shall feature quarter-turn washerless ceramic disc valves, assuring positive handle stop positioning. Product shall include 8" centers, 9-3/16" swing spout, handles, and white handspray. Faucet shall be Kohler Model K-16109-_____-_____.

