



90.1 (2007) Standard

Section 1: Project Information

Project Type: Alteration
Project Title: Forever 21
Construction Site: Fremaux Center, 1000 Fremaux Ave., Slidell, LA 70458
Owner/Agent: Forever 21, 3880 N. Mission Road, Los Angeles, CA 90031
Designer/Contractor: TES Engineering, 25760 First Street, Cleveland, OH 44145

Section 2: Interior Lighting and Power Calculation

Table with columns: Area Category, Floor Area (sq ft), Allowed Watts (B x C), Allowed Watts (B x C), Total Allowed Watts. Includes rows for Sales Area, Allowance, BOH, and Supplemental Allowed Watts.

(a) Area claimed may exceed total floor area when Retail Merchandise Highlighting Allowance(s) are specified.
(b) Allowance is (B x C) or the actual wattage of the fixtures given in Section 3, whichever is less.
(c) Supplemental watts must be associated with retail merchandise highlighting fixtures.

Section 3: Interior Lighting Fixture Schedule

Table with columns: Fixture ID, Description / Lamp / Wattage Per Lamp / Ballast, Lamps/Fixture, # of Fixtures, Fixture Watt. Includes rows for Sales Area, Halogen, LED, Incandescent, Linear Fluorescent, Track lighting, and BOH.

Interior Lighting PASSES

Section 4: Compliance Statement

Compliance Statement: The proposed lighting design represented in this document is consistent with the building plans, specifications and other calculations submitted with this permit application. The proposed lighting system has been designed to meet the 90.1 (2007) Standard requirements in COMcheck Version 3.9.4 and to comply with the mandatory requirements in the Requirements Checklist.

Project Title: Forever 21
Data filename: G:\Forever 21\Fremaux\Engineering\Electrical\F21 Fremaux ComCheck.cck
Report date: 02/26/15
Page 1 of 3

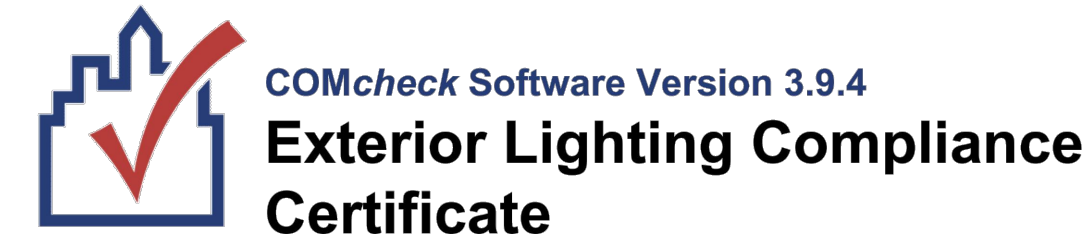
SARAH DOUGLASS
Name - Title
Signature
Date: 02.26.15

Section 5: Post Construction Compliance Statement

- 1. Construction documents with record drawings and operating and maintenance manuals provided to the owner.

Lighting Designer or Contractor Name: Signature Date

Project Title: Forever 21
Data filename: G:\Forever 21\Fremaux\Engineering\Electrical\F21 Fremaux ComCheck.cck
Report date: 02/26/15
Page 2 of 3



90.1 (2007) Standard

Section 1: Project Information

Project Type: Alteration
Project Title: Forever 21
Construction Site: Fremaux Center, 1000 Fremaux Ave., Slidell, LA 70458
Owner/Agent: Forever 21, 3880 N. Mission Road, Los Angeles, CA 90031
Designer/Contractor: TES Engineering, 25760 First Street, Cleveland, OH 44145

Section 2: Exterior Lighting Area/Surface Power Calculation

Table with columns: Exterior Area/Surface, Quantity, Allowed Watts / Unit, Tradable Wattage, Allowed Watts (B x C), Proposed Watts. Includes row for Storefront Entry.

* Wattage tradeoffs are only allowed between tradable areas/surfaces.
** A supplemental allowance equal to 51 watts may be applied toward compliance of both non-tradable and tradable areas/surfaces.

Section 3: Exterior Lighting Fixture Schedule

Table with columns: Fixture ID, Description / Lamp / Wattage Per Lamp / Ballast, Lamps/Fixture, # of Fixtures, Fixture Watt. Includes row for Storefront Entry.

Section 4: Compliance Statement

Compliance Statement: The proposed exterior lighting design represented in this document is consistent with the building plans, specifications and other calculations submitted with this permit application. The proposed lighting system has been designed to meet the 90.1 (2007) Standard requirements in COMcheck Version 3.9.4 and to comply with the mandatory requirements in the Requirements Checklist.

SARAH DOUGLASS
Name - Title
Signature
Date: 02.26.15

Project Title: Forever 21
Data filename: G:\Forever 21\Fremaux\Engineering\Electrical\F21 Fremaux ComCheck.cck
Report date: 02/26/15
Page 3 of 3

Table with columns: PANEL NAME, CIRCUIT BREAKER REMARKS, PANEL CHARACTERISTICS, CIRCUIT BREAKER TYPE/ACCESSORY, OPTIONS. Includes table for Panel H with breaker details and load calculations.

Table with columns: PANEL NAME, CIRCUIT BREAKER REMARKS, PANEL CHARACTERISTICS, CIRCUIT BREAKER TYPE/ACCESSORY, OPTIONS. Includes table for Panel L with breaker details and load calculations.

Table with columns: PANEL NAME, CIRCUIT BREAKER REMARKS, PANEL CHARACTERISTICS, CIRCUIT BREAKER TYPE/ACCESSORY, OPTIONS. Includes table for Panel R with breaker details and load calculations.

FOREVER 21, INC.
3880 N. MISSION ROAD
LOS ANGELES, CA 90031
213.747.5100 TEL
213.741.5111 FAX

NOTES: THE DESIGNS SHOWN AND DESCRIBED HEREIN INCLUDING ALL TECHNICAL DRAWINGS, GRAPHICS AND MODELS THEREOF, ARE PROPRIETARY AND CANNOT BE COPIED OR COMMERCIALY EXPLOITED, IN WHOLE OR IN PART, WITHOUT EXPRESS WRITTEN PERMISSION OF THE FOREVER 21. THESE ARE AVAILABLE FOR LIMITED REVIEW AND EVALUATION BY CLIENTS, CONSULTANTS, CONTRACTORS, GOVERNMENT AGENCIES, VENDORS AND OTHER PERSONNEL ONLY IN ACCORDANCE WITH THIS NOTICE.

START DATE: DECEMBER, 2014
F21 JOB NO: 3K-083
STORE NO: 0618
DRAWN: SJD

CHECKED: MAR




711 N. FIELDER RD.
ARLINGTON, TX 76012
PH: (817) 635-6696
FAX: (817) 635-6699

SEAL



ENGR

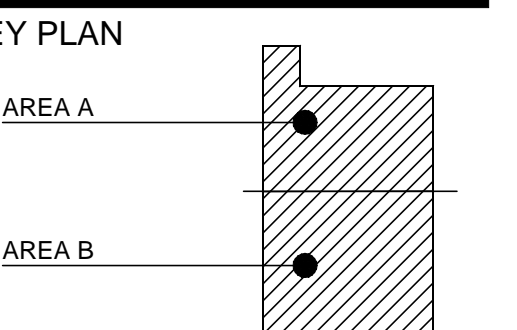


25760 First Street
Cleveland, OH 44145
P 440 871 2410
F 440 871 7954

FOREVER 21
TENANT IMPROVEMENT
FREMAYX TOWN CENTER
1000 FREMAUX AVE.,
SLIDELL, LA 70458

SUBMITTALS:
01.20.2015
LANDLORD PRELIM SUBMITTAL
03.05.2015
BID SET

REVISIONS
NO DATE DESCRIPTION



SHEET NAME
PANEL SCHEDULES & COMCHECK

SHEET NUMBER
E6.0.1

SCALE: NONE

BID_SET_20150305