

GREDL: 513663

DND: 2076

Common Name: Southland Mall

PROJ#: 38200P361165

5977 W Park Ave

Houma, LA

SO Number: 110896

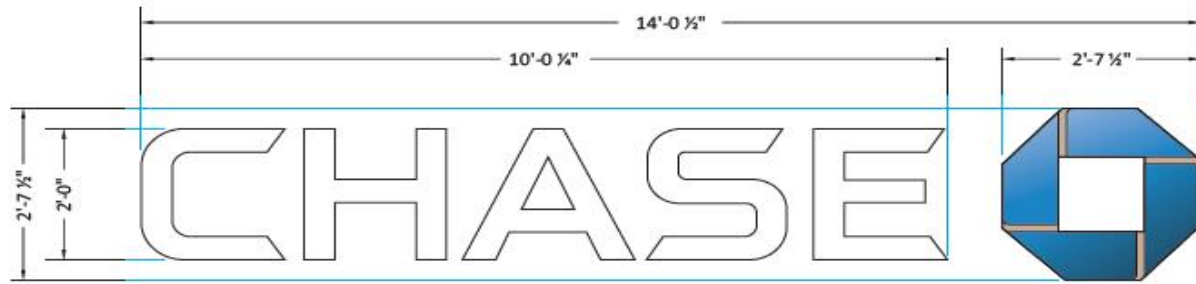
Created: 03.19.2020

Revised: 04.28.2020

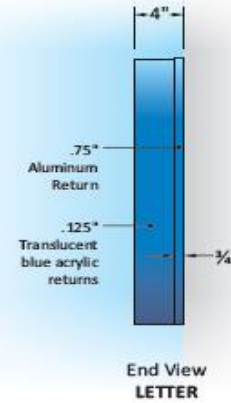


LIF-WBO-24

Flush-Mounted Letters/Octagon
36.85 Square Feet



Scale: 1/2" = 1'-0"

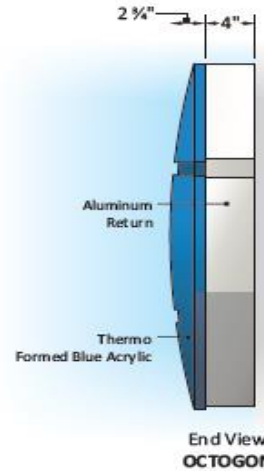


End View LETTER

OCTAGON - General Specifications

- Illuminated dimensional octagon with translucent blue thermo-formed segments acrylic chemically bonded to .75" clear acrylic backers.
- Octagon cabinet constructed of aluminum (4" deep, .063 returns, .090 backs, .063 bridges).
- Return finished in silver enamel, bridges are finished to match fascia
- Letters to mount flush to existing fascia with non-corrosive fasteners.

- **Translucent Formed Segments:** .125" Thermo-formed blue acrylic adhered to 3/4" clear acrylic segment face backer
- **Blue LED Modules:** Sloan Prism #701269-BLSJ-MB
- **4" Aluminum Return:** Gloss Enamel Painted Finish Matthews MP-19891 CHASE Nickel
- **Aluminum Bridges (between segments):** Satin Enamel Painted Finished to match fascia



End View OCTAGON



EXISTING CONDITION



PROPOSED

LETTERS - General Specifications

- Illuminated dimensional letters with translucent blue acrylic returns chemically bonded to translucent acrylic faces.
- Letters internally illuminate with white LED modules.
- Letters to mount flush to existing fascia with non-corrosive fasteners.

- **Translucent Letter Returns:** .125" Aristech 6046 Blue Acrylic w/ 2nd surface application of 3735-50 Diffuser
- **Translucent Letter Faces:** .125" Aristech 7328 P95 Matte Finish White Acrylic
- **White LED Modules:** Sloan Prism #701269-7WSJ-MB
- **.750" Aluminum Return:** Semi-Gloss Enamel Painted Finish Matthews MP-00366 Chase Blue

Electrical notes:

1. All electrical components to be UL approved
2. Customer is responsible for one (1) 120v/ 20a dedicated circuit with ground per sign within 6' of sign.
3. Lockout switch installed at panel box for all electrical signs.
4. Install in accordance with N.E.C. Article 600 and/ or local codes. This includes proper grounding and bonding of signs.



National Headquarters: 1077 West Blue Heron Blvd.
West Palm Beach, Florida 33404
800.772.7932
www.atlasbtw.com

Revisions:		
04/28/2020 RW - Building Dimensions	--	
	--	
	--	
	--	

CHASE

S01

PM: SW

Drawn By: TLD

Date: 03/19/2019

Address: 5977 W Park Ave

City State: Houma, LA

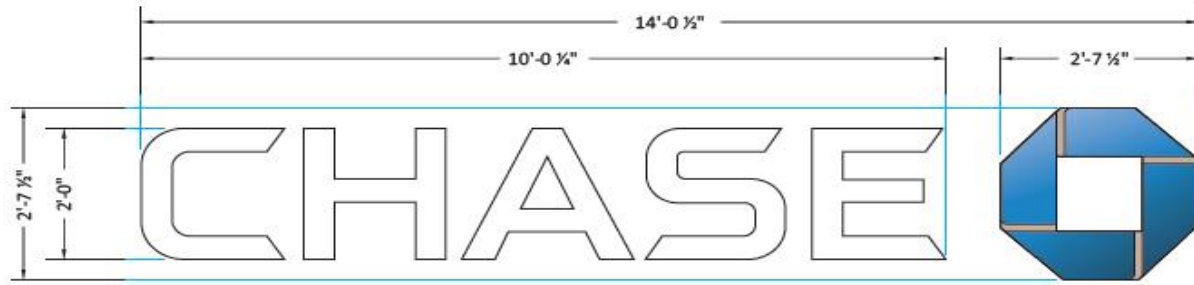
Drawing #: 110986-S01

Page #: 3

LIF-WBO-24

Flush-Mounted Letters/Octagon

36.85 Square Feet



Scale: 1/2" = 1'-0"

LETTERS - General Specifications

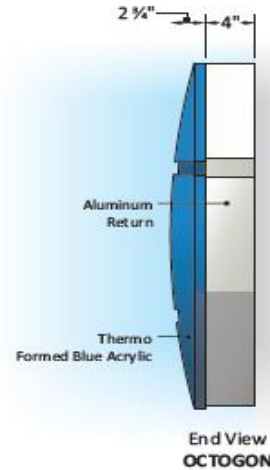
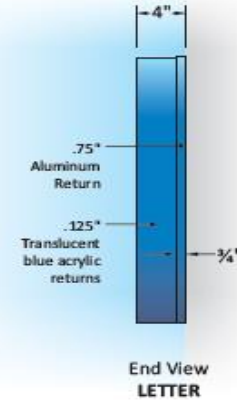
- Illuminated dimensional letters with translucent blue acrylic returns chemically bonded to translucent acrylic faces.
- Letters internally illuminate with white LED modules.
- Letters to mount flush to existing fascia with non-corrosive fasteners.

- Translucent Letter Returns:** .125" Aristech 6046 Blue Acrylic w/ 2nd surface application of 3735-50 Diffuser
- Translucent Letter Faces:** .125" Aristech 7328 P95 Matte Finish White Acrylic
- White LED Modules:** Sloan Prism #701269-7WSII-MB
- .750" Aluminum Return:** Semi-Gloss Enamel Painted Finish Matthews MP-00366 Chase Blue

OCTAGON - General Specifications

- Illuminated dimensional octagon with translucent blue thermo-formed segments acrylic chemically bonded to .75" clear acrylic backers.
- Octagon cabinet constructed of aluminum (4" deep, .063 returns, .090 backs, .063 bridges).
- Return finished in silver enamel, bridges are finished to match fascia
- Letters to mount flush to existing fascia with non-corrosive fasteners.

- Translucent Formed Segments:** .125" Thermo-formed blue acrylic adhered to 3/4" clear acrylic segment face backer
- Blue LED Modules:** Sloan Prism #701269-BLSII-MB
- 4" Aluminum Return:** Gloss Enamel Painted Finish Matthews MP-19891 CHASE Nickel
- Aluminum Bridges (between segments):** Satin Enamel Painted Finished to match fascia



EXISTING CONDITION



PROPOSED

Electrical notes:

1. All electrical components to be UL approved
2. Customer is responsible for one (1) 120v/ 20a dedicated circuit with ground per sign within 6' of sign.
3. Lockout switch installed at panel box for all electrical signs.
4. Install in accordance with N.E.C. Article 600 and/ or local codes. This includes proper grounding and bonding of signs.



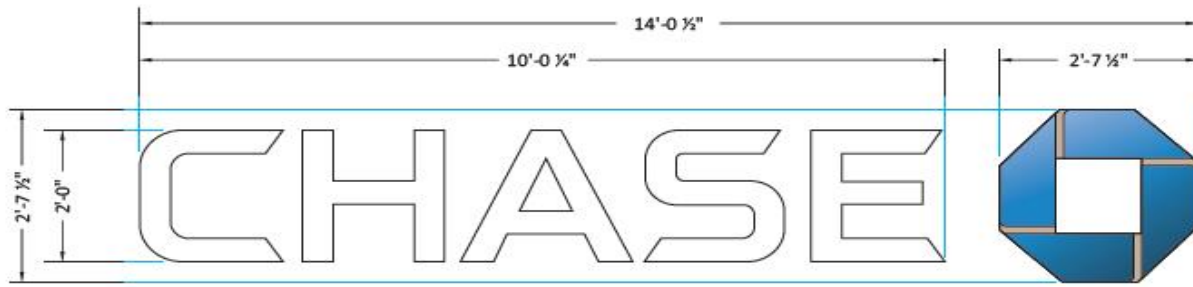
National Headquarters: 1077 West Blue Heron Blvd.
West Palm Beach, Florida 33404
800.772.7932
www.atlasbtw.com

Revisions:		
04/28/2020 RW - Building Dimensions	--	--
	--	--
	--	--
	--	--

CHASE	PM: SW	Address: 5977 W Park Ave
	Drawn By: TLD	City State: Houma, LA
	Date: 03/19/2019	Drawing #: 110986-S02
		Page #: 4

LIF-WBO-24

Flush-Mounted Letters/Octagon
36.85 Square Feet



Scale: 1/2" = 1'-0"

LETTERS - General Specifications

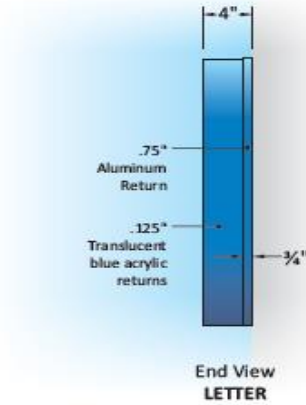
- Illuminated dimensional letters with translucent blue acrylic returns chemically bonded to translucent acrylic faces.
- Letters internally illuminate with white LED modules.
- Letters to mount flush to existing fascia with non-corrosive fasteners.

- Translucent Letter Returns:** .125" Aristech 6046 Blue Acrylic w/ 2nd surface application of 3735-50 Diffuser
- Translucent Letter Faces:** .125" Aristech 7328 P95 Matte Finish White Acrylic
- White LED Module:** Sloan Prism #701269-7WSJ-MB
- .750" Aluminum Return:** Semi-Gloss Enamel Painted Finish Matthews MP-00366 Chase Blue

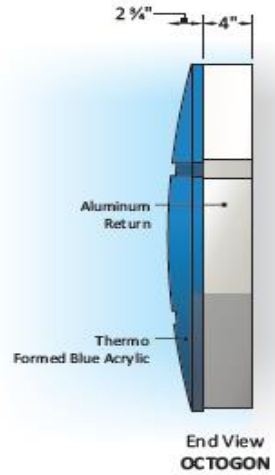
OCTAGON - General Specifications

- Illuminated dimensional octagon with translucent blue thermo-formed segments acrylic chemically bonded to .75" clear acrylic backers.
- Octagon cabinet constructed of aluminum (4" deep, .063 returns, .090 backs, .063 bridges).
- Return finished in silver enamel, bridges are finished to match fascia
- Letters to mount flush to existing fascia with non-corrosive fasteners.

- Translucent Formed Segments:** .125" Thermo-formed blue acrylic adhered to 3/4" clear acrylic segment face backer
- Blue LED Modules:** Sloan Prism #701269-BLSJ-MB
- 4" Aluminum Return:** Gloss Enamel Painted Finish Matthews MP-19891 CHASE Nickel
- Aluminum Bridges (between segments):** Satin Enamel Painted Finished to match fascia



End View LETTER



End View OCTAGON



EXISTING CONDITION



PROPOSED

Electrical notes:

1. All electrical components to be UL approved
2. Customer is responsible for one (1) 120v/ 20a dedicated circuit with ground per sign within 6' of sign.
3. Lockout switch installed at panel box for all electrical signs.
4. Install in accordance with N.E.C. Article 600 and/ or local codes. This includes proper grounding and bonding of signs.



National Headquarters: 1077 West Blue Heron Blvd.
West Palm Beach, Florida 33404
800.772.7932
www.atlasbtw.com

Revisions:		
04/28/2020 RW - Building Dimensions	--	
	--	
	--	
	--	

CHASE

S03

PM: SW

Drawn By: TLD

Date: 03/19/2019

Address: 5977 W Park Ave

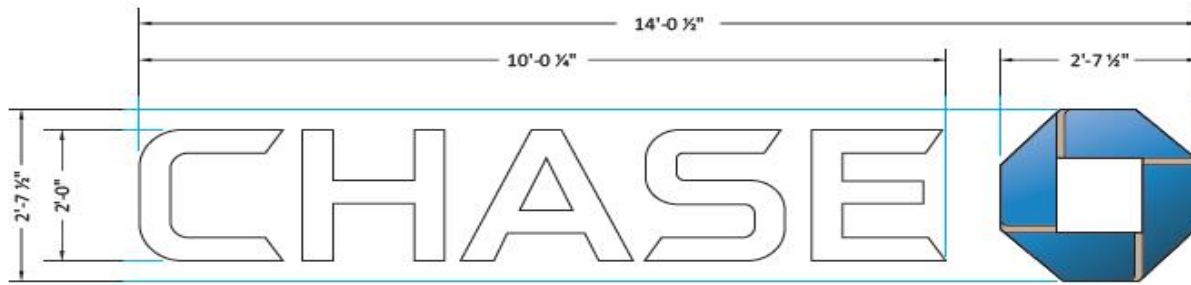
City State: Houma, LA

Drawing #: 110986-S03

Page #: 5

LIF-WBO-24





Flush-Mounted Letters/Octagon
36.85 Square Feet



Scale: 1/2" = 1'-0"





LETTERS - General Specifications

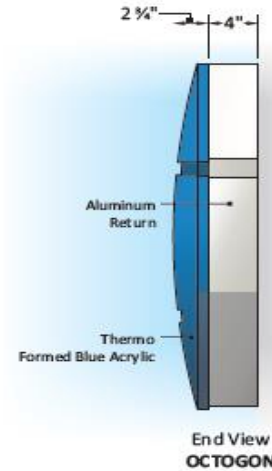
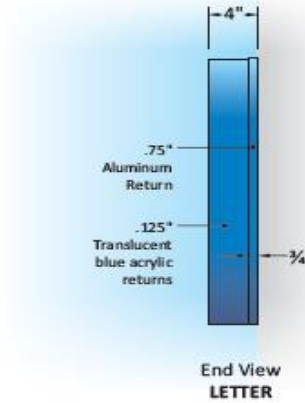
- Illuminated dimensional letters with translucent blue acrylic returns chemically bonded to translucent acrylic faces.
- Letters internally illuminate with white LED modules.
- Letters to mount flush to existing fascia with non-corrosive fasteners.

-  **Translucent Letter Returns:** .125" Aristech 6046 Blue Acrylic w/ 2nd surface application of 3735-50 Diffuser
-  **Translucent Letter Faces:** .125" Aristech 7328 P95 Matte Finish White Acrylic
-  **White LED Modules:** Sloan Prism #701269-7WSJ1-MB
-  **.750" Aluminum Return:** Semi-Gloss Enamel Painted Finish Matthews MP-00366 Chase Blue

OCTAGON - General Specifications

- Illuminated dimensional octagon with translucent blue thermo-formed segments acrylic chemically bonded to .75" clear acrylic backers.
- Octagon cabinet constructed of aluminum (4" deep, .063 returns, .090 backs, .063 bridges).
- Return finished in silver enamel, bridges are finished to match fascia
- Letters to mount flush to existing fascia with non-corrosive fasteners.

-  **Translucent Formed Segments:** .125" Thermo-formed blue acrylic adhered to 3/4" clear acrylic segment face backer
-  **Blue LED Modules:** Sloan Prism #701269-BLSJ1-MB
-  **4" Aluminum Return:** Gloss Enamel Painted Finish Matthews MP-19891 CHASE Nickel
-  **Aluminum Bridges (between segments):** Satin Enamel Painted Finished to match fascia



EXISTING CONDITION



PROPOSED

Electrical notes:

1. All electrical components to be UL approved
2. Customer is responsible for one (1) 120v/ 20a dedicated circuit with ground per sign within 6' of sign.
3. Lockout switch installed at panel box for all electrical signs.
4. Install in accordance with N.E.C. Article 600 and/ or local codes. This includes proper grounding and bonding of signs.



National Headquarters: 1077 West Blue Heron Blvd.
West Palm Beach, Florida 33404
800.772.7932
www.atlasbtw.com

Revisions:		
04/28/2020 RW - Building Dimensions	--	
	--	
	--	
	--	

CHASE

S04

PM: SW

Drawn By: TLD

Date: 03/19/2019

Address: 5977 W Park Ave

City State: Houma, LA

Drawing #: 110986-S04

Page #: 6

