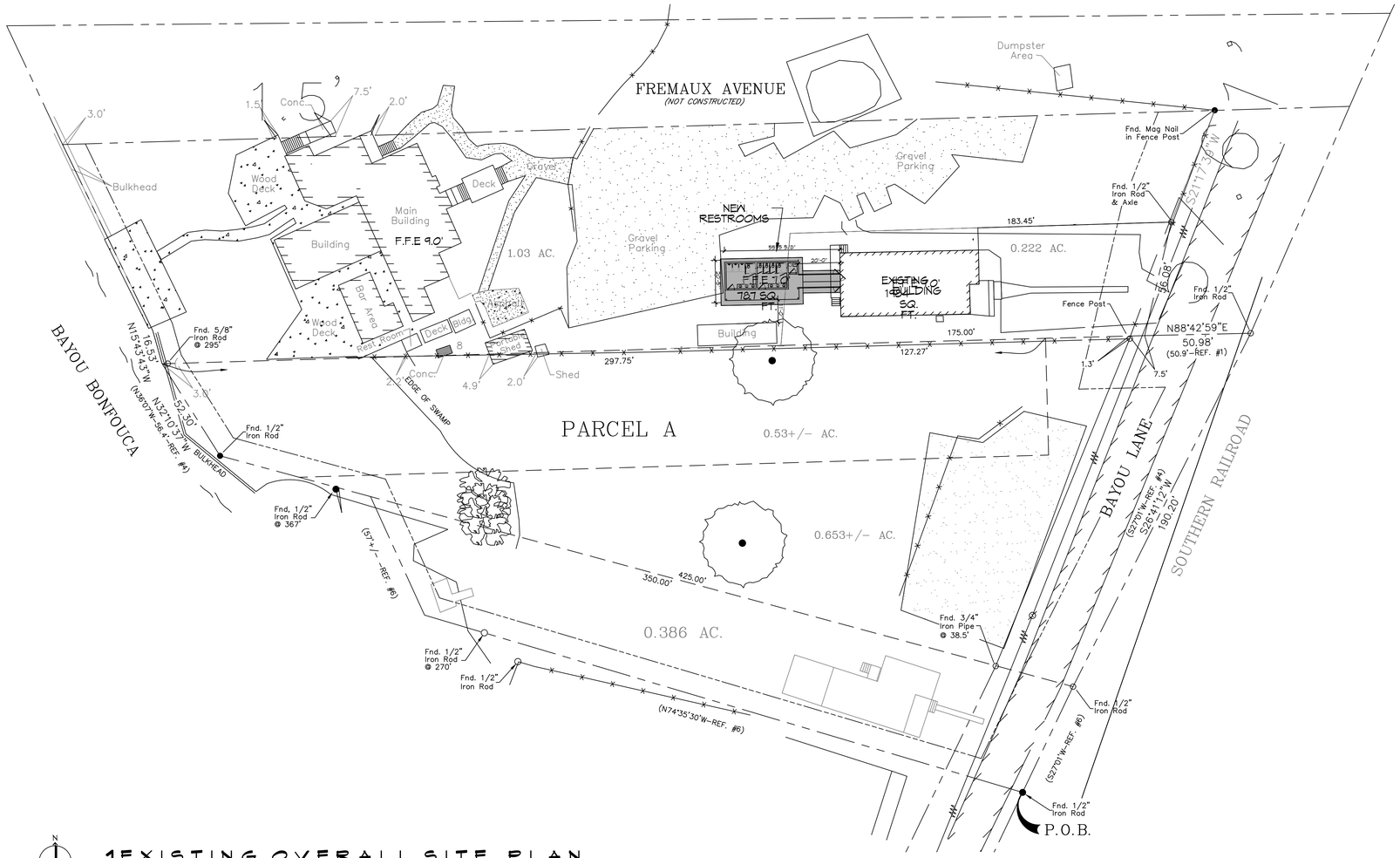

1 EXISTING OVERALL SITE PLAN

SCALE: 1" = 30'-0"

ZONING
C-2 W OLD TOWN PRESERVATION DISTRICT
FLOOD ZONE
ZONE: AE9

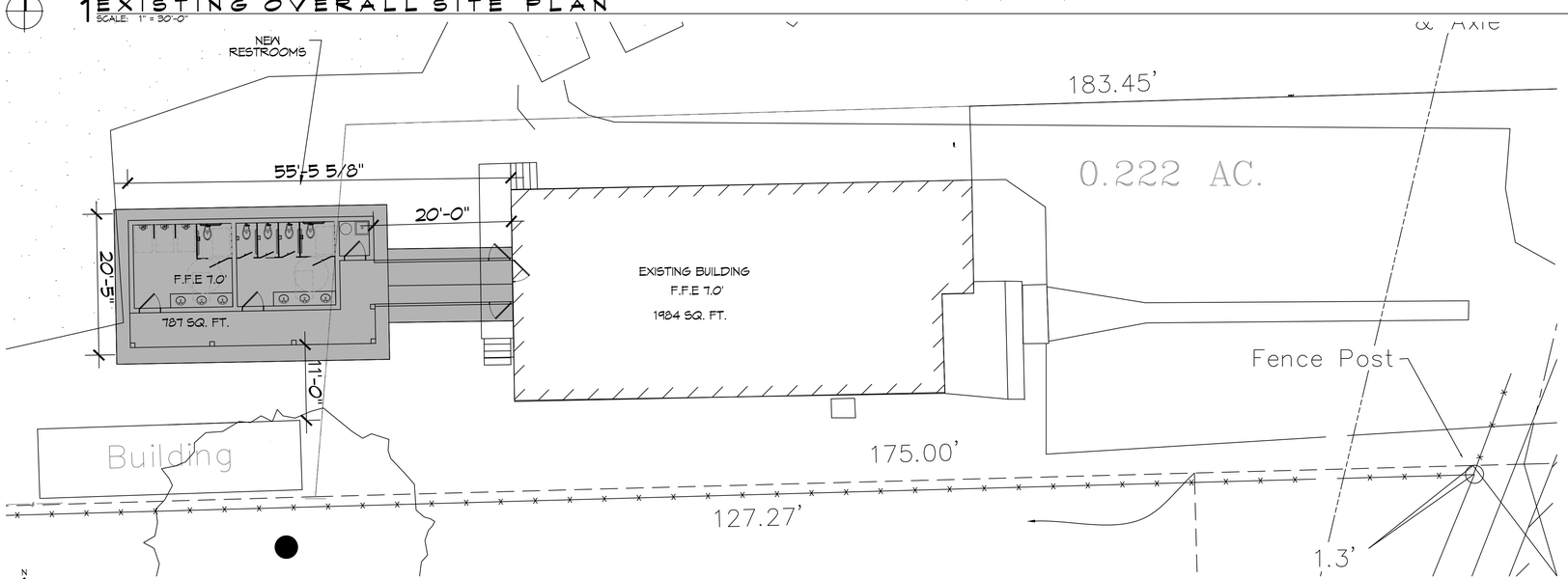

2 ENLARGED AREA PLAN

SCALE: 1"=10'-0"

NEW RESTROOMS

DAMMON ENGINEERING, INC.
LOUISIANA & MISSISSIPPI
www.dammonengineering.com
info@dammonengineering.com
PH: 985.649.5832
Chief Engineer: Brian Mistich, PE
554 Old Spanish Trail
Slidell, LA 70458

#	DESCRIPTION	DATE

REVISIONS

SEAL:

NEW RESTROOMS

PALMETTOS ON THE BAYOU

1501 BAYOU LN.
SLIDELL, LA 70458

JOB No:	2024	DATE:	02-21-2024
DRAWN BY:	CKD	CHECKED BY:	JMS

This drawing is the property of Dammon Engineering, and is protected by copyright. Reproduction of this drawing, in whole or in part, without written permission of Dammon Engineering, and its author, is prohibited. Dammon Engineering, and its author, retains all ownership and intellectual property rights in and to this drawing. Dammon Engineering, Inc. shall not be liable for any modifications made to this drawing by others.

SHEET TITLE:
EXISTING
OVERALL SITE PLAN

DRAWING NUMBER:

C101

SHEET No: 1 of 2

DOOR SCHEDULE

MK	WIDTH	HEIGHT	THK	DOOR MAT	FRAME	FR	REMARKS

NOTE: ALL DOORS ARE TO BE FITTED WITH COMMERCIAL GRADE HARDWARE AND HANDLES.

ALL EXTERIOR DOOR ASSEMBLES TO BE RATED FOR 140 MPH WINDS AND SHALL BE MISSILE IMPACT RESISTANT.

DOORS IN A REQUIRED MEANS OF EGRESS SERVING ANY ASSEMBLY AREA HAVING AN OCCUPANT LOAD OF 50 OR MORE PERSONS SHALL NOT BE EQUIPPED WITH A LATCH OR LOCK OTHER THAN PANIC HARDWARE OR FIRE EXIT HARDWARE.

GENERAL NOTES

1. INSULATION AND INSULATION ASSEMBLIES SHALL MEET THE REQUIREMENTS OF IBC 2021 SECTION 720.
   A. CONCEALED INSULATION SHALL HAVE A FLAME SPREAD OF 0-25 AND SMOKE DEVELOPED INDEX OF 0-450.
   B. FACING SHALL COMPLY WITH IBC 2021.
2. ALL MATERIALS SHALL BE NEW AND UL LISTED.
3. NO WORK SHALL BE CONCEALED UNTIL APPROVED BY LOCAL INSPECTORS.
4. CONSTRUCTION SHALL COMPLY WITH ALL PARISH, STATE, AND LOCAL CODES.
5. CONTRACTOR TO GUARANTEE WORK FOR ONE YEAR FROM DATE OF SUBSTANTIAL COMPLETION.
6. CONTRACTOR SHALL FURNISH WATER AND POWER FROM EXISTING SOURCES.
7. EXTERIOR CAULKING SHALL BE THIOKAL CAULK.
8. PAINT SHALL BE SHERWIN WILLIAMS OR EQUIVALENT AND APPROPRIATE FOR THE SUBSTRATE TO WHICH IT IS APPLIED AS RECOMMENDED BY PAINT MANUFACTURER. ALL WORK TO RECEIVE THREE COATS (ONE PRIMER COAT, TWO FINISH COATS) UNLESS OTHERWISE RECOMMENDED BY PAINT MANUFACTUER. COLORS TO BE SELECTED BY OWNER.
9. PROVIDE CLEANUP ON A REGULAR BASIS. NO TRASH SHALL BE STORED INSIDE BUILDING PREMISES.
10. USE 2x6 STUDS, OR TWO 2x4 STAGGERED STUDS WITH 2x6 SILL PLATE AT ALL WALLS WHERE 4" PIPE IS INDICATED. SEE PLUMBING RISER DIAGRAM FOR PIPE SIZE.
11. PROVIDE GALVANIZED METAL PAN WITH DRAIN AT ALL WATER HEATERS.
12. ALL FLOORING SHALL MEET OR EXCEED ADA GUIDELINES REQUIREMENTS FOR SLIP RESISTANCE.
13. INTERIOR LOCKS ON DOORS IN MEANS OF EGRESS SHALL NOT REQUIRE THE USE OF A KEY, SPECIAL KNOWLEDGE, OR SPECIAL DEVICE TO OPEN IN THE DIRECTION OF EGRESS. ALL DOORS SHALL HAVE LEVER TYPE HANDLES.
14. INTERIOR WALLS AND CEILINGS SHALL HAVE A FLAME SPREAD OF 0-200 AND A SMOKE DEVELOPMENT RATING OF 0-450; PER IBC 2015.
15. ALL WORK SHALL COMPLY WITH THE LATEST EDITION OF ALL LOCAL, STATE, AND NATIONAL CODES COVERING THE TYPE OF WORK BEING PERFORMED.
16. PROVIDE PORTABLE FIRE EXTINGUISHERS IN ACCORDANCE WITH NFPA 101. SEE APPENDIX "E" OF NFPA 101 FOR DISTRIBUTION OF EXTINGUISHERS.
17. ALL FIRE WALLS SHALL EXTEND TIGHT TO ROOF DECK AND BE SEALED WITH AN APPROVED FIRE CAULK.
18. ALL ELECTRICAL, MECHANICAL, AND PLUMBING MATERIALS PENETRATING FIRE WALLS SHALL BE FIRE CAULKED. (PENETRATIONS THROUGH RATED CONSTRUCTION SHALL BE SEALED WITH A MATERIAL CAPABLE OF PREVENTING THE PASSAGE OF FLAMES AND HOT GASES WHEN TESTED IN ACCORDANCE WITH ASTM-E814.) SEAL ALL JOINTS, PENETRATIONS, AND ALL OTHER SUCH OPENINGS IN THE BUILDING ENVELOPE THAT ARE SOURCES OF AIR LEAKAGE.
19. SERVICE COUNTERS SHALL HAVE AN ACCESSIBLE WRITING SURFACE IN COMPLIANCE WITH ADAAG ACCESSIBILITY GUIDELINES 2010, SECTION 902.3.

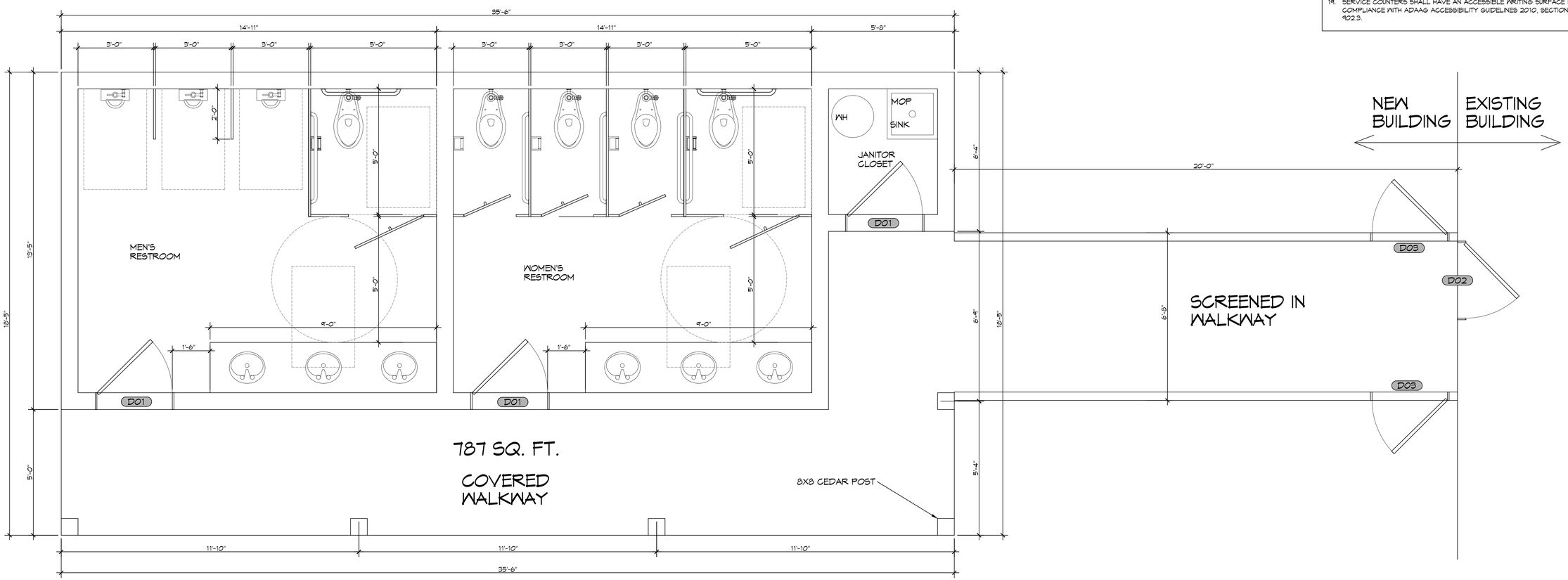

3 RESTROOM FLOOR PLAN
SCALE: 1/2"= 1'-0"

RESTROOM

DAMMON ENGINEERING, INC.
LOUISIANA & MISSISSIPPI
www.dammonengineering.com
info@dammonengineering.com
PH: 985.649.5832
Chief Engineer: Brian Mistich, PE
54 Old Spanish Trail
Slidell, LA 70458

REVISIONS

#	DESCRIPTION	DATE

SEAL:

NEW RESTROOMS
PALMETTOS ON THE BAYOU
1901 BAYOU LN.
SLIDELL, LA 70458

JOB No:	2024
DATE:	02-21-2024
DRAWN BY:	CASD
CHECKED BY:	JMS

The drawings and specifications contained herein, and all copies thereof, are the property of Dammon Engineering, and shall not be used for any purpose other than the specific project for which they were prepared and developed without written consent of Dammon Engineering. Any reproduction or distribution of these drawings and specifications, or any part thereof, without written consent of Dammon Engineering, is prohibited.

SHEET TITLE:
RESTROOM FLOOR PLAN

DRAWING NUMBER:
A101

SHEET No: 2 of 2

FILE NAME: J:\- RESTAURANT\Palmettos Restaurant Duffy Barnett\Drawings\Current Drawings\A101 - Floor Plan.dwg PLOT DATE & TIME: Wednesday, February 21, 2024 8:50:12 AM

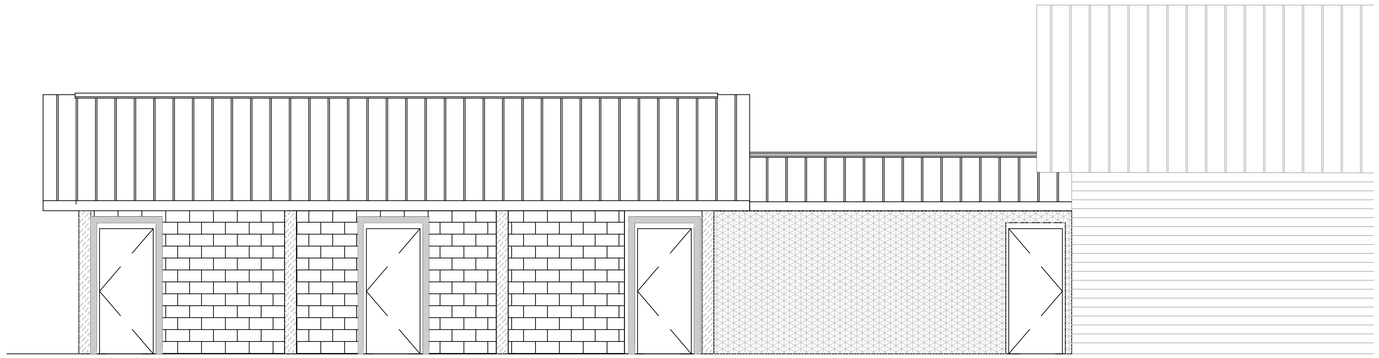

4 COMBINED FRONT ELEVATION
SCALE: 1/4"= 1'-0"

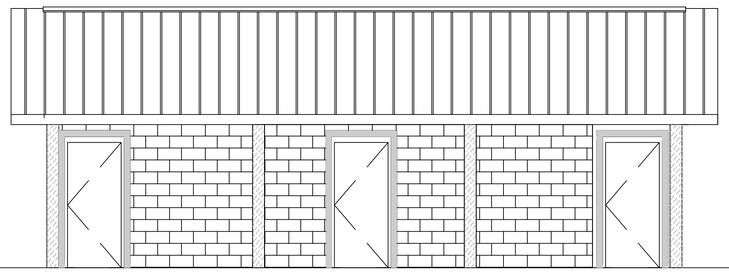

5 FRONT ELEVATION
SCALE: 1/4"= 1'-0"

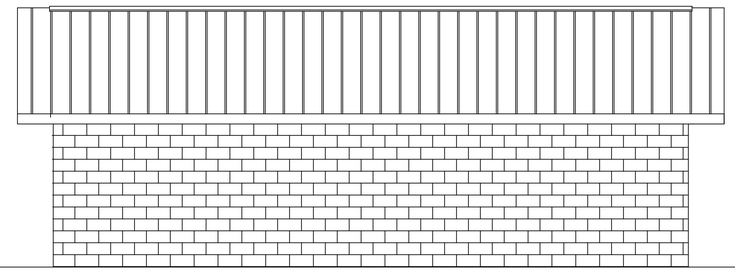

6 REAR ELEVATION
SCALE: 1/4"= 1'-0"

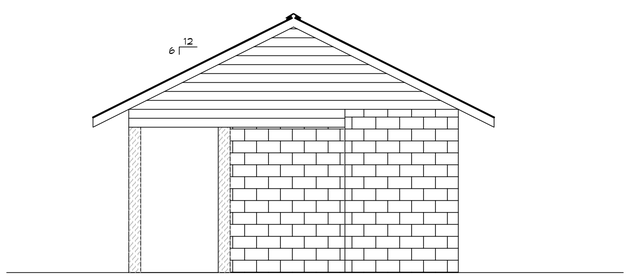

7 RIGHT ELEVATION
SCALE: 1/4"= 1'-0"

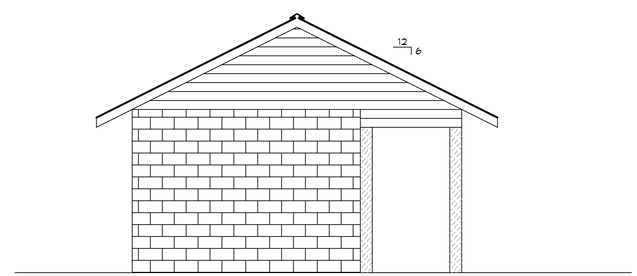

8 LEFT ELEVATION
SCALE: 1/4"= 1'-0"

DAMMON ENGINEERING, INC.
LOUISIANA & MISSISSIPPI
www.dammonengineering.com
info@dammonengineering.com
PH: 985.649.5832
Chief Engineer: Brian Mistich, PE
5544 Highway 70 Suite 7
Slidell, LA 70458

REVISIONS

#	DESCRIPTION	DATE

SEAL:

NEW RESTROOMS
PALMETTOS ON THE BAYOU
1901 BAYOU LN.
SLIDELL, LA 70458

JOB No:	2024	DATE:	02-21-2024
DRAWN BY:	CKD	CHECKED BY:	JMS

THIS DRAWING IS THE PROPERTY OF DAMMON ENGINEERING, INC. AND MUST BE RETURNED ON REQUEST. THE REPRODUCTION, ALTERATION OR USE FOR ANY PURPOSE OTHER THAN THE SPECIFIC PROJECT FOR WHICH IT WAS PREPARED AND DELIVERED IS PROHIBITED WITHOUT WRITTEN CONSENT OF DAMMON ENGINEERING, INC. VISUAL CONTACT WITH THIS DRAWING CONSTITUTES A LEGAL AGREEMENT AND ACCEPTANCE OF THE TERMS AND CONDITIONS STATED HEREIN.

SHEET TITLE:
BUILDING ELEVATIONS

DRAWING NUMBER:
A102

SHEET No: 5 of 2

FILE NAME: J:_ RESTAURANT\Palmettos Restaurant Duffy Rennie\Drawings\Current Drawings\A102 - Elevation Plan.dwg PLOT DATE & TIME: Wednesday, February 21, 2024 9:49:50 AM