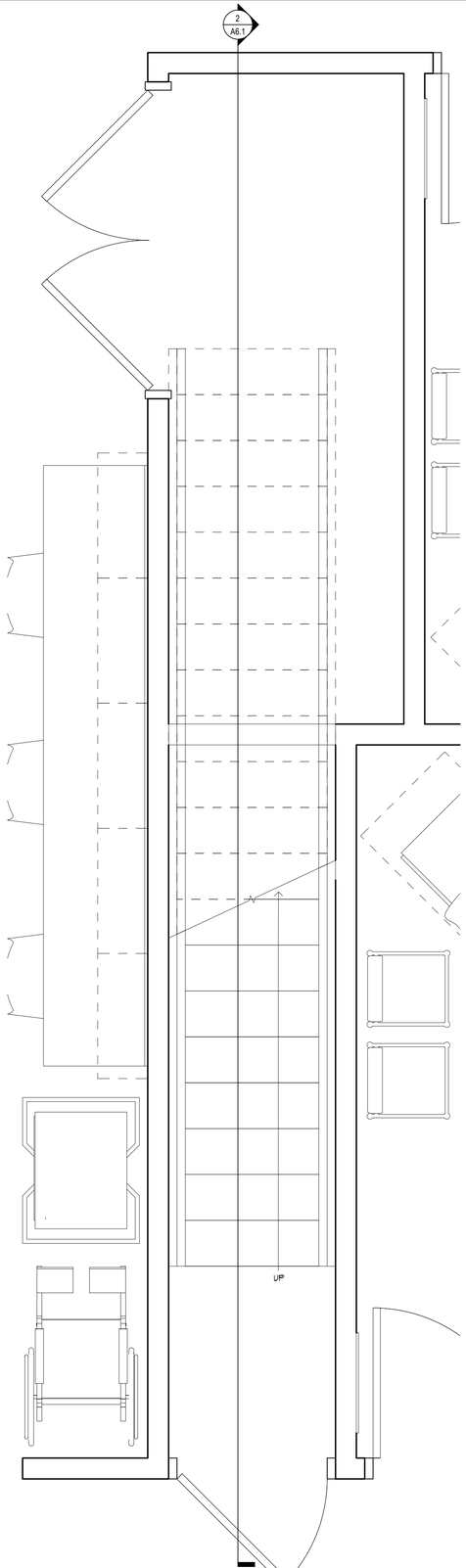

3 ENLARGED STAIR PLAN
SCALE: 3/4"= 1'-0"

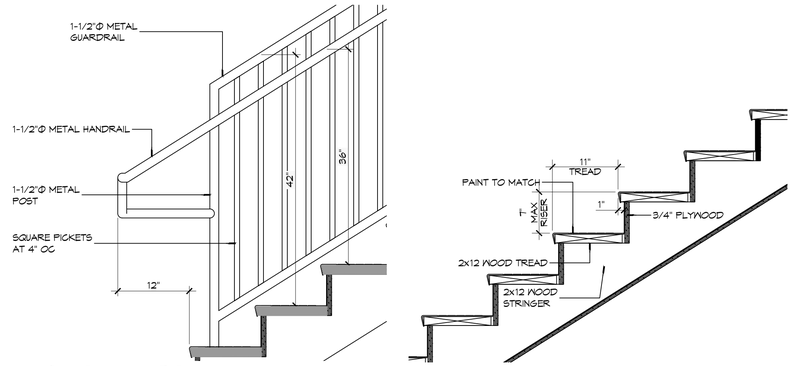

4 STAIR DETAIL
SCALE: 1"= 1'-0"

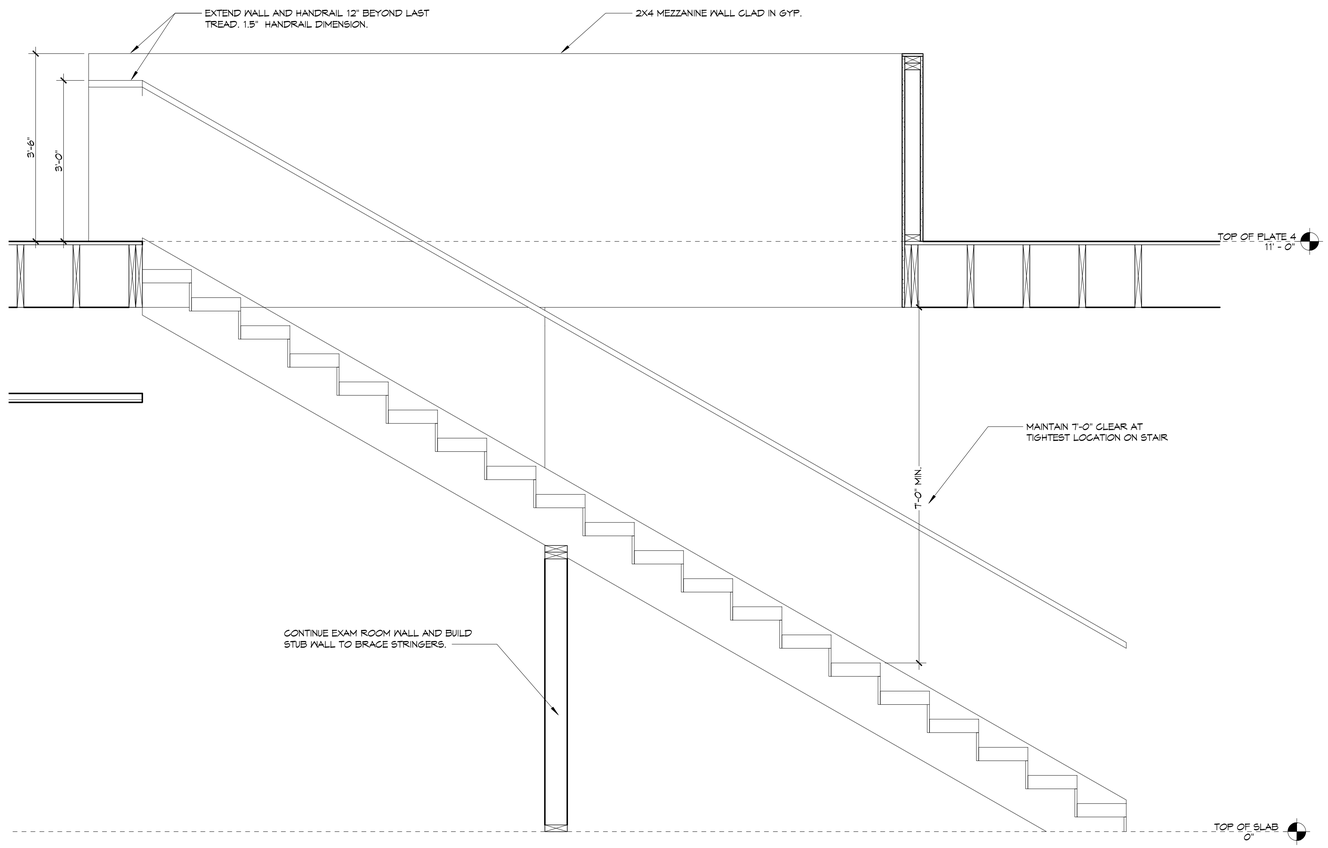

2 ENLARGES STAIR SECTION
SCALE: 3/4"= 1'-0"

DAMMON ENGINEERING, INC.
LOUISIANA & MISSISSIPPI
www.dammonengineering.com
info@dammonengineering.com
PH: 985.649.5832
Chief Engineer: Brian Mistich, PE
5544 Highway 190 Service Road
Slidell, LA 70458

#	DESCRIPTION	DATE

REVISIONS

SEAL:

PROGRESS SET

NEW MEDICAL OFFICE
DIANA OAK HARBOR REAL ESTATE LLC
540 OAK HARBOR BLVD
SLIDELL, LA 70450

JOB No:	2513
DATE:	06-03-2025
DRAWN BY:	CAD
CHECKED BY:	JMS

Not dimensional. Do not scale drawings. Contractor to verify all dimensions, materials, and equipment before start of work. Report any discrepancies to the Engineer before proceeding. Do not use drawings for construction unless marked "Issued for Construction". Drawings and specifications are the property of Dammon Engineering, and are not to be reproduced or used for other projects except by agreement with the Engineer. Ownership of instruments of service shall remain with the Engineer. Reuse of these documents by others, for extensions of this project or on other projects, for which the Engineer is not a party, is prohibited without written consent of the Engineer. Electronic copies of documents are provided for convenience only. Printed copies are the controlling documents.

SHEET TITLE:
STAIR PLAN & SECTION

DRAWING NUMBER:
A6.1

SHEET No: 21 of 52

FILE NAME: J:_Dropbox_n_Medical_Dental\2513_Pontiac Step Family Medical\Current Drawings to Use\A6.1 - Stair Plan and Sections.dwg PLOT DATE & TIME: Tuesday, June 3, 2025 9:30:16 AM