

Symbol	Label	Qty	Arrangement	Manufacturer & Part Number
○	C2	15	Single	HELIOS - 6R10L40KW
○	C2E	2	Single	HELIOS - 6R10L40KW
○	E1	2	Single	BROWNLEE - 7110-49-H32-40K
○	WP	13	Single	BROWNLEE - 7075-12-TW-H08-40K

Symbol	Label	Qty	Arrangement	Manufacturer & Part Number
○	A1	22	Single	LEVITON - LRTF2X4-LED850K050LUNV
○	A1E	3	Single	LEVITON - LRTF2X4-LED850K050LUNV-B39
○	A2	3	Single	LEVITON - LRTF2X4-LED850K040LUNV
○	A2E	3	Single	LEVITON - LRTF2X4-LED850K040LUNV-B39
○	B1	1	Single	PORTOR - PT-BLP-24-40-3CP-9 (Set @ 40W 5000K)
○	B2	8	Single	PORTOR - PT-BLP-24-40-3CP-9 (Set @ 30W 5000K)
○	B2E	1	Single	PORTOR - PT-BLP-24-40-3CP-9-PT-EMA-8W (Set @ 30W 5000K)
○	C1	35	Single	HELIOS - 6R15L40KW
○	C1E	8	Single	HELIOS - 6R15L40KW
○	D1	1	Single	BROWNLEE - 2680-30-549-40K-UP1
○	F1	3	Single	ELCO - ELSP2CT5W (@5000K)

GENERAL LIGHTING NOTES

- ALL WORK SHALL COMPLY WITH APPLICABLE NATIONAL, STATE, AND LOCAL CODES, RULES, REGULATIONS, AND REQUIREMENTS OF THE SERVICE UTILITY COMPANY.
- GENERAL CONTRACTOR SHALL NOTIFY THE ARCHITECT IMMEDIATELY IF ANY CONFLICTS OCCUR BETWEEN LIGHTING AND ANY OTHER TRADE. DO NOT PROCEED WITH INSTALLATION IN THAT AREA UNTIL CONFLICT HAS BEEN RESOLVED TO THE SATISFACTION OF THE ARCHITECT AND ENGINEER.
- REFER TO ARCHITECTURAL DRAWINGS FOR EXACT LOCATION AND MOUNTING INSTRUCTIONS FOR ALL LIGHT FIXTURES. NOTIFY THE ARCHITECT AND ENGINEER OF ANY DISCREPANCIES BETWEEN THESE PLANS AND THE ARCHITECTURAL PLANS RELATING TO QUANTITY, TYPE AND LOCATION OF DEVICES AND/OR FIXTURES.
- WHEN SPECIFIC LIGHT FIXTURE HAS BEEN SPECIFIED IN THE FIXTURE SCHEDULE, ELECTRICAL CONTRACTOR SHALL PROVIDE COMPLETE ASSEMBLY INCLUSIVE ALL PARTS AND HARDWARE TO INSURE PROPER FUNCTIONING FIXTURE.
- ALL CONDUCTORS SHALL BE A MINIMUM OF #12 AWG UNLESS NOTED OTHERWISE.
- ALL 120V RUNS LONGER THAN 60 FEET SHALL BE #10 AWG AND 277V RUNS LONGER THAN 150 FEET SHALL BE #10 AWG UNLESS NOTED OTHERWISE.
- ALL CONDUCTORS SHALL BE COPPER.
- WHERE CONDUCTOR SIZES ARE NOTED ON DRAWINGS, THAT WIRE SIZE SHALL BE THROUGH THE ENTIRE RUN UNLESS OTHERWISE NOTED.
- MOUNTED LIGHT SWITCHES 48" AFF UNLESS NOTED OTHERWISE ON ARCHITECTURAL DRAWINGS.
- WHERE MORE THAN ONE SWITCH OCCURS IN THE SAME LOCATION, THEY SHALL BE INSTALLED IN A GANG TYPE BOX UNDER ONE COVER PLATE. ALL GANGED SWITCHES SHALL HAVE A COMMON SEAMLESS FACEPLATE. EACH MULTI-GANGED BOX SHALL BE NO MORE THAN SIX (6) SWITCHES WIDE. WHERE MORE THAN SIX (6) SWITCHES ARE SHOWN AT ONE (1) LOCATION, ADDITIONAL MULTI-GANGED BOXES SHALL BE STACKED VERTICALLY AND THE WIDTH OF THE MULTI-GANGS SHALL BE AS EVEN AS POSSIBLE.
- EACH DIMMER SWITCH SHALL HAVE A WATTAGE RATING 25% HIGHER THAN THE TOTAL WATTAGE OF ALL LIGHTS TO BE CONTROLLED BY THE DIMMER. DIMMER SIZES 600, 1000, 1500, AND 2000 WATTS, LUTRON NOVA T-STAR. WHERE SWITCHES ARE GANGED WITH DIMMERS, THE SWITCHES SHALL ALSO BE LUTRON NOVA T-STAR. FLUORESCENT AND LOW VOLTAGE DIMMERS SHALL BE LUTRON NOVA T-STAR.
- ALL EMERGENCY EXIT LIGHT FIXTURES SHALL HAVE 90 MINUTE BATTERY BACKUP WITH INTEGRAL TEST BUTTON AND SHALL BURN CONTINUOUSLY.
- ALL FLUORESCENT FIXTURES THAT UTILIZE DOUBLE-ENDED LAMPS AND CONTAIN BALLASTS SHALL BE PROVIDED WITH A DISCONNECTING MEANS IN ACCORDANCE WITH NEC 410.136.

SITE LIGHTING

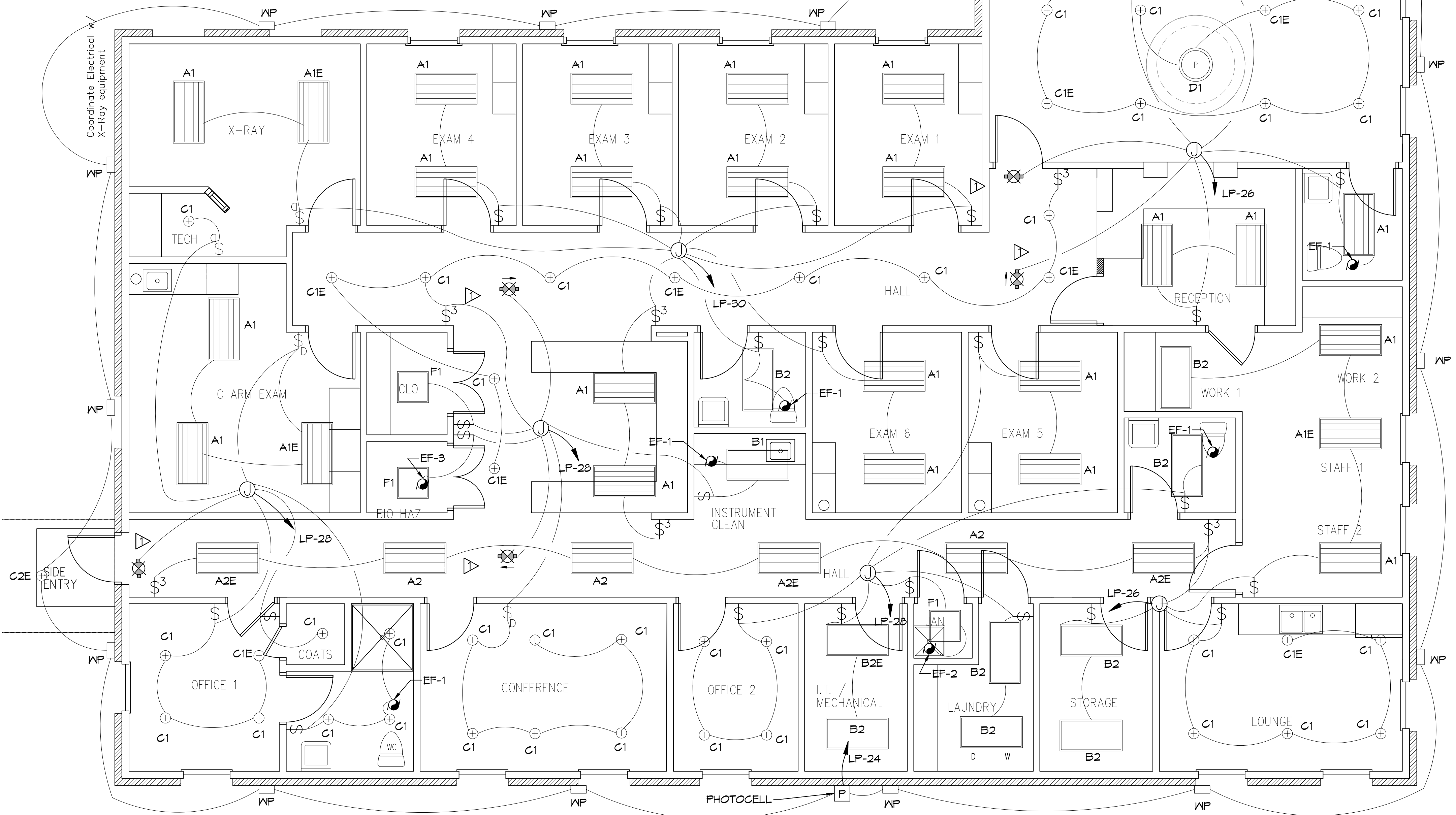
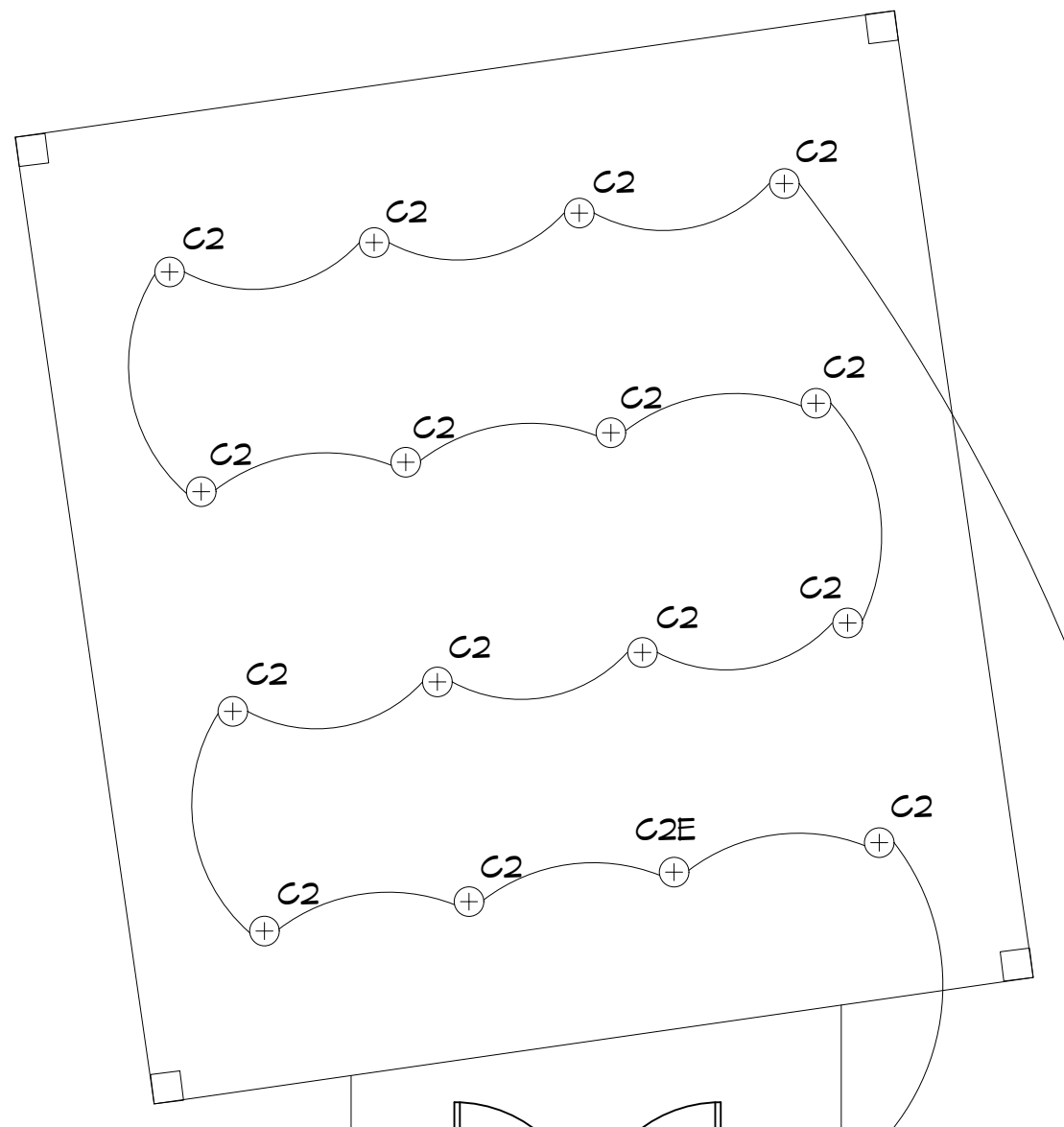
WALL OR POLE MOUNTED EXTERIOR LIGHTING SHALL HAVE EITHER A FULL CUT-OFF FIXTURE OR A FULLY SHIELDED FIXTURE. NO DIRECT LIGHTING OR GLARE BE CAST BEYOND THE PROPERTY LINE. THE INTENSITY OF SUCH LIGHTING SHALL NOT EXCEED ONE FOOT CANDLE AS MEASURED AT THE ADJUTING PROPERTY LINE.

KEYED NOTES

PROVIDE CONNECTION TO UN-SWITCHED HOT LIGHTING CIRCUIT AND SHALL HAVE 90 MINUTE EMERGENCY BATTERY BACKUP.

LIGHTING LEGEND


- EXIT LIGHT FIXTURE - CEILING MOUNTED
- EXHAUST FAN - SEE MECHANICAL
- JUNCTION BOX
- SINGLE POLE LIGHT SWITCH
- 3 WAY LIGHT SWITCH
- HOME RUN



27 LIGHTING PLAN
SCALE: 3/16"=1'-0"

DAMMON ENGINEERING, INC.
LOUISIANA & MISSISSIPPI
Chief Engineer: Brian Mastich, PE
www.dammonengineering.com
554 Old Spanish Trail
Slidell, LA 70458
PH: 985.649.5832

REVISIONS	DATE	DESCRIPTION
1	3/16/2022	Removed HVAC Returns in Existing Facility
2	4/19/2022	Added Exam Rooms 12 & 13
3	7/12/2022	Revised Exam Rms & X-Ray Layout



FINAL PRACTICE
KEVIN DARR, M.D.
DARRILL PRIVE
MADEVILLE, LA
JOB No: 2529 DATE: 9-6-2026
DRAWN BY: DDP CHECKED BY: GPC

SHEET TITLE:
LIGHTING PLAN
DRAWING NUMBER:
E102
SHEET No: 22 of 22