

# ELECTRICAL LEGEND

## LIGHTING

- 2x4 LVL-N, FLOURESCENT FIXTURE
- SURFACE/PENDANT MOUNT FLOURESCENT FIXTURE
- RECESSED CEILING FIXTURE
- BATTERY BACKUP EMERGENCY/EXIT FIXTURE
- WALL MOUNTED FLOURESCENT FIXTURE
- WALL MOUNTED FIXTURE
- PENDANT MOUNTED FIXTURE
- SITE POLE LIGHT

## CONDUIT AND WIRE

- ~ FLEXIBLE CONDUIT, SEPARATE AT WEI LOCATIONS
- CONDUIT CONCEALED IN WALL OR ABOVE CEILING
- CONDUIT BELOW FLOOR OR CONCEALED IN WALL
- UNSWITCHED EMERGENCY LIGHTING CIRCUIT CONDUIT EXPOSED
- CIRCUIT CONDUCTORS IN CONDUIT
- MULTIPLE CIRCUIT CONDUCTORS IN CONDUIT WITH NEUTRALS
- GROUND CONDUCTORS IN CONDUIT
- CONDUIT UP
- CONDUIT DOWN
- CIRCUIT HOWERN TO PANEL BOARD
- XX-XX DENOTES PANEL NAME AND CIRCUIT NUMBER
- CONTINUATION OF CONDUIT RUN
- NEW UNDERGROUND PRIMARY
- NEW UNDERGROUND SECONDARY
- EXISTING UNDERGROUND PRIMARY
- EXISTING UNDERGROUND SECONDARY
- 4" DEEP X 12" WIDE FLEX, BASKET TYPE CABLE TRAY

## COMMUNICATIONS

- ▷ DATA OUTLET
- ▷ TELEPHONE OUTLET
- ▷ TELEVISION OUTLET
- ▷ COMBOD DATA/TELEPHONE OUTLET
- ▷ TELEPHONE/TELEVISION TERMINAL BOARD
- WIRELESS ACCESS POINT
- INSTALL WIRING AND ROUGH-IN

## DEVICES

- DUPLEX RECEPTACLE - 20A, 120V
- SINGLE RECEPTACLE - 20A, 208V, 2W @ 3M, 6
- SINGLE RECEPTACLE - 30A, 208V, 2W @ 3M, 6
- SINGLE RECEPTACLE - 50A, 208V, 2W @ 3M, 6
- QUADREX RECEPTACLE - 20A, 120V
- GFI DUPLEX RECEPTACLE - 20A, 120V
- GFI DUPLEX RECEPTACLE - 20A, 120V WITH IN-USE WEATHERPROOF COVER
- GFI WEATHER RESISTANT DUPLEX RECEPTACLE 20A, 120V
- GFI WEATHER RESISTANT DUPLEX RECEPTACLE 20A, 120V MOUNTED HORIZONTAL WITH WEATHERPROOF COVER
- GFI WEATHER RESISTANT DUPLEX RECEPTACLE 20A, 120V MOUNTED VERTICAL WITH WEATHERPROOF COVER
- WIRING AND DATA
- MOUNTED ABOVE CEILING
- MOUNTED ABOVE COUNTER HEIGHTS SHALL BE 6" ABOVE BACKSPASH

## FIRE ALARM

- FRE ALARM SMOKE DETECTOR
- FRE ALARM THERMAL DETECTOR
- FRE ALARM PULL STATION
- FRE ALARM HANDY/SPEAKER - WALL
- FRE ALARM STROBE - WALL
- FRE ALARM DUCT SMOKE DETECTOR-SYSTEM
- FRE ALARM CABINET
- FRE ALARM ANNUNCIATOR PANEL
- FRE ALARM FLOW SWITCH CONNECTION
- FRE ALARM POST INDICATOR WAVE CONNECTION
- FRE ALARM TAMPER SWITCH CONNECTION
- FRE ALARM SMOKE DAMPER CONNECTION

## SPECIAL SYSTEMS

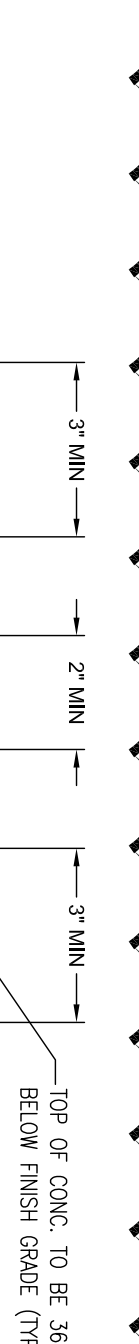
- CAMERA INSTALL WIRING AND ROUGH-INS
- CAMERA BY OTHERS
- CABO READER, SEE DETAIL
- SECURITY/ASSA ASLOY MODEL, XMS EXIT MOTION SENSOR PASSIVE INFERRED DEVICE FOR DOOR RELEASER AND/OR MONITORING, SEE DETAIL
- SECURITY/ASSA ASLOY DOOR POSITION SWITCH INSTALLED IN WALLION, SEE DETAIL
- INTERCOM MODULE CONTROLLER (C1000 LEGRAND) WITH POWER SUPPLY (PW125) AND INVERTER DOOR CHIME (LEGRAND 7750), MOUNTED AT 60" H.I.
- INTERCOM ROOM UNIT WITH 2-WAY INTERCOM/SPEAKER (LEGRAND C1004-1007), MOUNTED AT 48" A.F.F.
- DOOR BUZZER BUTTON WITH 2-WAY INTERCOM/SPEAKER (LEGRAND 7595S), MOUNTED AT 48" A.F.F.

MARK	LAMPS	MOUNTING	DESCRIPTION	MANUFACTURER	EQUALS
C1	LED	RECESSED CEILING	LED 8" RECESSED CAN, EXTERIOR	GOTHAEM EVO VR-9510-BAR-RC-277	DAVBRITE WILLIAMS, HUBBELL, COOPER, LSI
F1	(4) F32-T8-3500	RECESSED CEILING	4-LAMP 2x4 TROFFER, ACRYLIC LENS	LITHONIA 2078-432A12154-MWOLT-14GEB10MS	DAVBRITE WILLIAMS, HUBBELL, COOPER, LSI
F2	(2) F32-T8-3500	RECESSED CEILING	2-LAMP 2x4 TROFFER, ACRYLIC LENS	LITHONIA 2078-262A12154-MWOLT-14GEB10MS	DAVBRITE WILLIAMS, HUBBELL, COOPER, LSI
M2	(2) F32-T8-3500	CHAIN HUNG	2-LAMP 2x4 TROFFER, ACRYLIC LENS	LITHONIA VR-2-32-MWOLT-14GEB10MS	DAVBRITE WILLIAMS, HUBBELL, COOPER, LSI
P1	LED - PAR38	CHAIN HUNG	2-LAMP 4" PENDANT MOUNT, FLOURESCENT, VAPOR-FITTE	GOTHAEM CAP-PA-R38-348-PA-DWHG-EL-DW	DAVBRITE WILLIAMS, HUBBELL, COOPER, LSI
P2	LED - PAR38	CHAIN HUNG	2-LAMP 4" PENDANT MOUNT, FLOURESCENT, VAPOR-FITTE	LITHONIA VR-2-32-MWOLT-14GEB10MS	DAVBRITE WILLIAMS, HUBBELL, COOPER, LSI
S1	(3) F32-T8-3500	SURFACE CEILING	3-LAMP 4" SURFACE MOUNT, FLOURESCENT, VAPOR-FITTE	LITHONIA VR-2-32-MWOLT-14GEB10MS	DAVBRITE WILLIAMS, HUBBELL, COOPER, LSI
SP1	LED	POLE MOUNTED	LED, POLE MOUNTED FIXTURE	STRUBBERG XNL-ED-A56012L45-134MDI2148V	PHILIPS, LUMEC, SPRING CITY
W1	LED	WALL 94" A.F.F.	WALL BRACKET, STARVELL FIXTURE	TERON TGR-L61-1022717E5001-1W-35K	PHILIPS, LUMEC, SPRING CITY
W2	LED	WALL, VERRIF	WALL EXTERIOR WALL PACK	LITHONIA WST-LED-2-10A1004DK-SR3-120-ELCOW-0008X0	DAVBRITE WILLIAMS, HUBBELL, COOPER, LSI
X1	RED LED	SURFACE CEILING	EXIT EGRESS - 2 SIDES - WHITE HOUSING	LITHONIA LOM-5-W-3-R-120277-EL-N	DAVBRITE WILLIAMS, HUBBELL, COOPER, LSI
X2	RED LED	SURFACE CEILING	EXIT EGRESS - 1 SIDE - WHITE HOUSING	LITHONIA LOM-5-W-3-R-120277-EL-N	DAVBRITE WILLIAMS, HUBBELL, COOPER, LSI

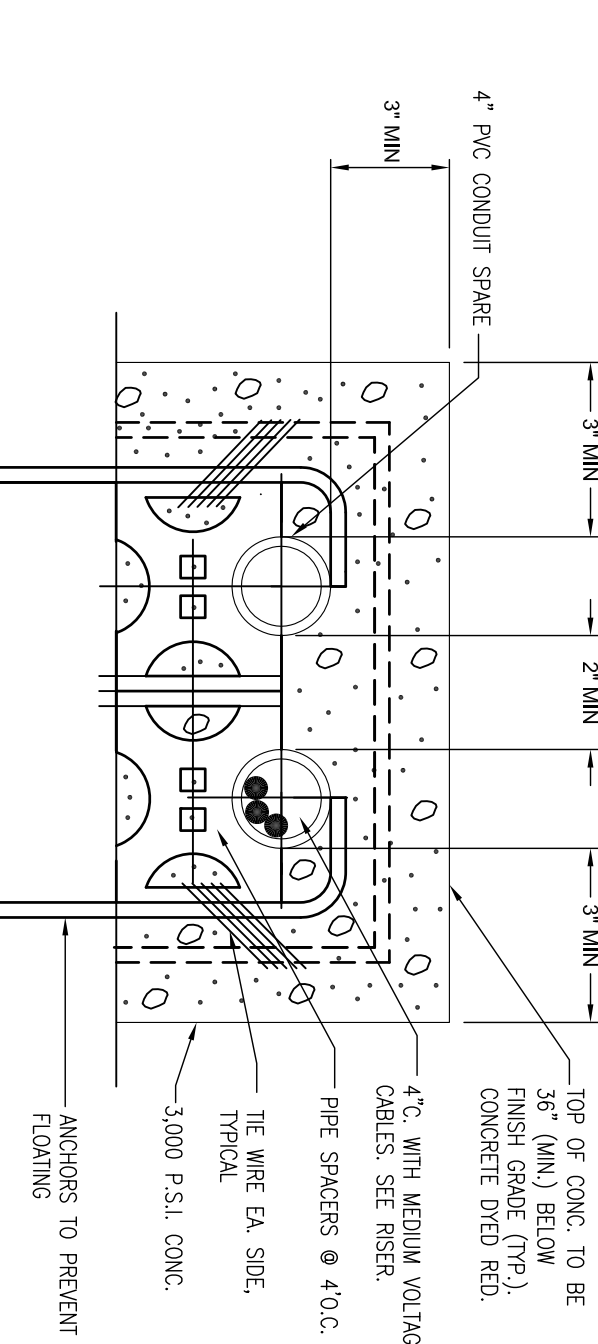
## LUMINAIRE SCHEDULE

## EQUALS

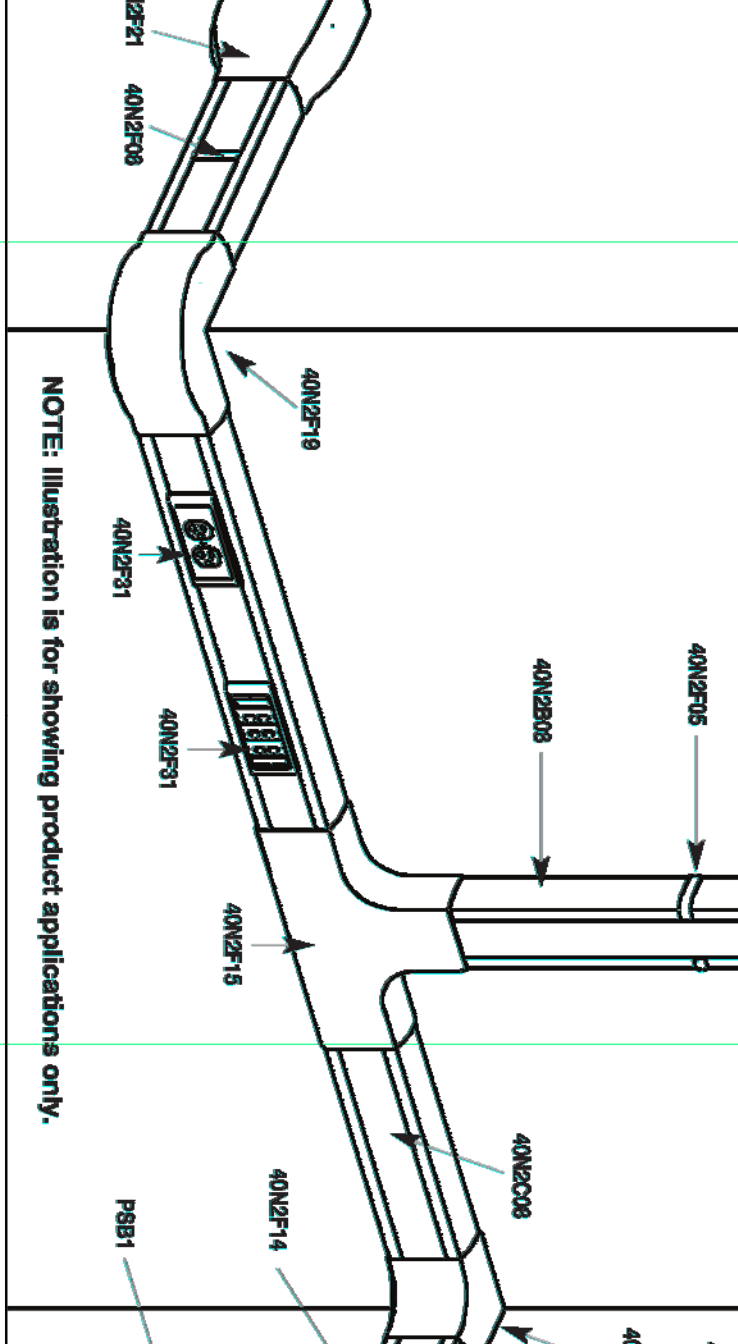
APPENDIX #2 11/20/2015  
APPENDIX #5 12/07/2015



1 TYPICAL COMM. FEEDER CONDUITS  
SCALE: NONE

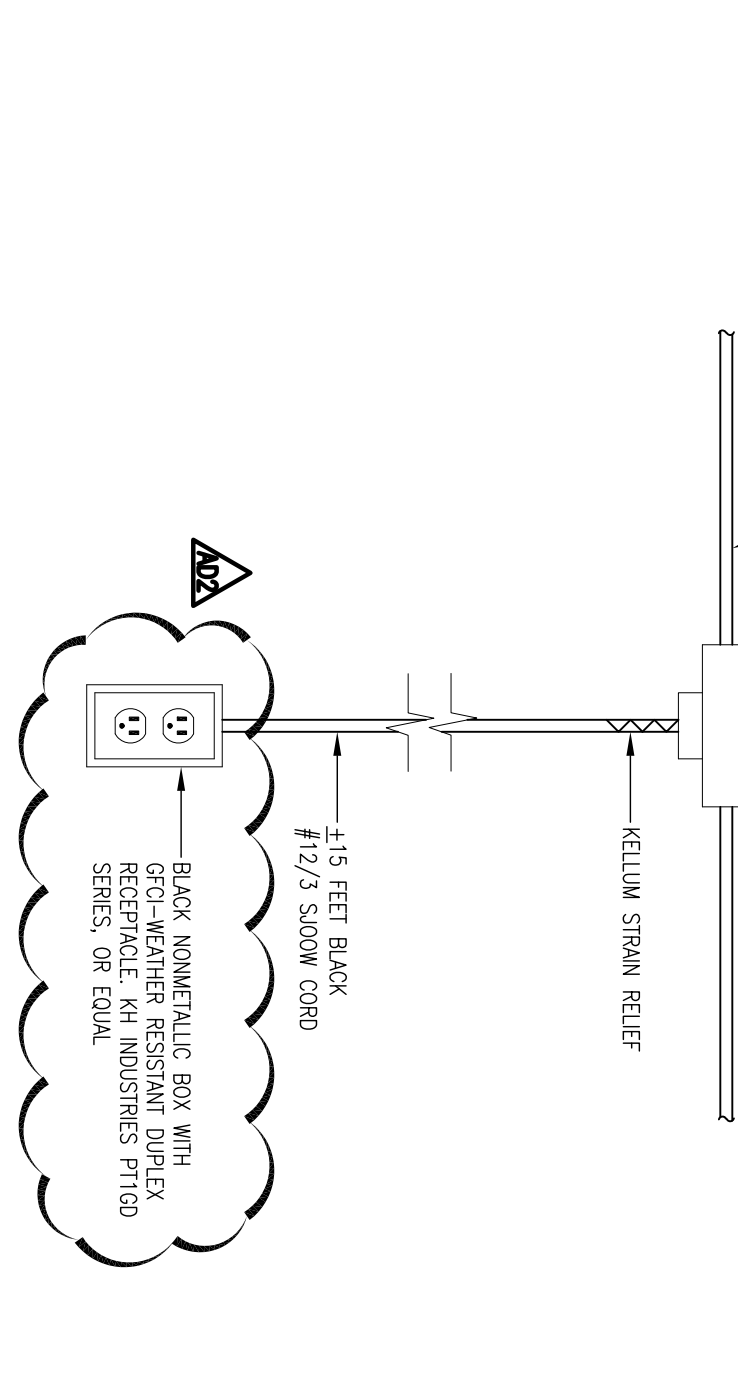
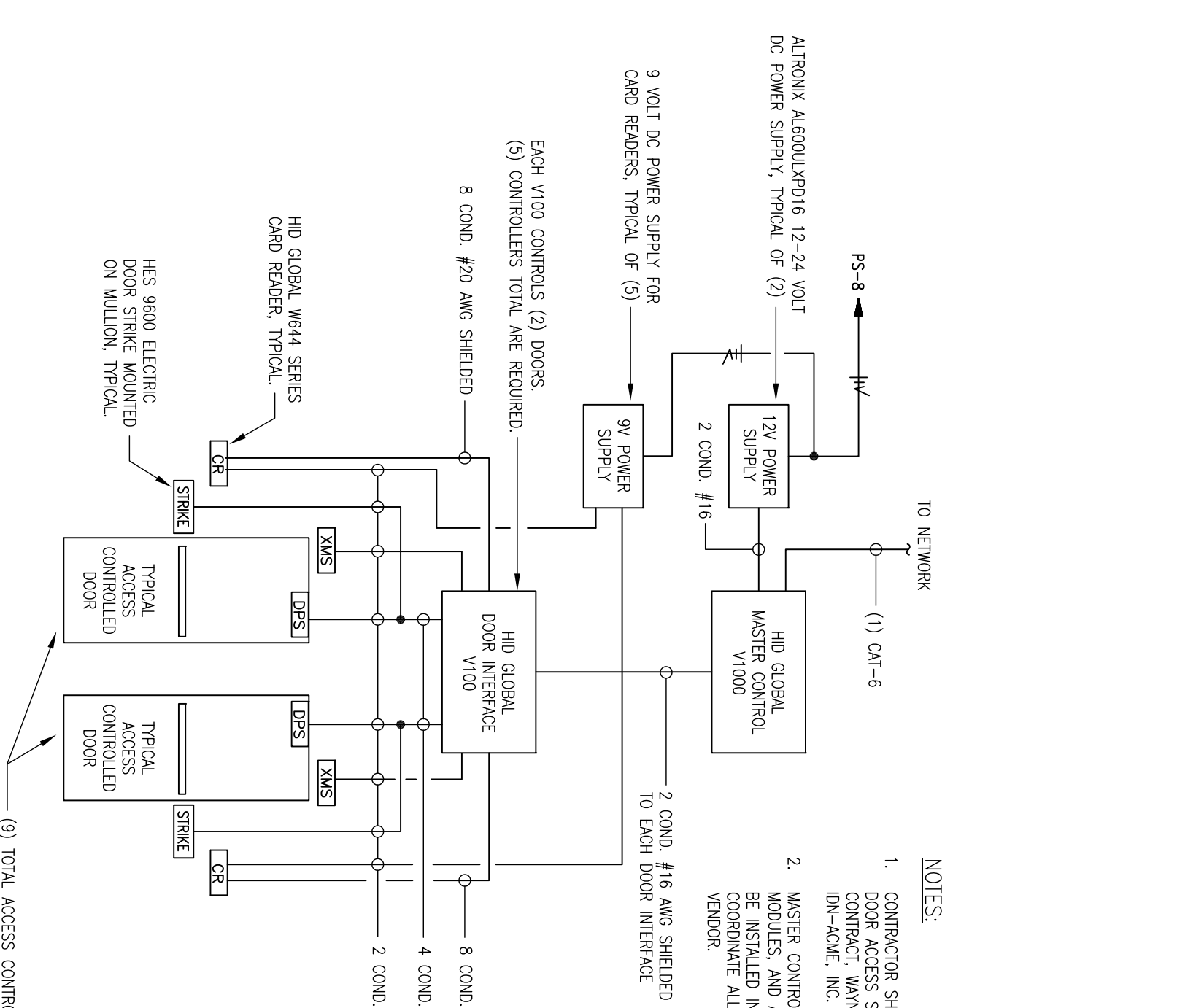


2 TYPICAL POWER FEEDER CONDUITS  
SCALE: NONE



4 SURFACE RACEWAY DETAIL  
SCALE: NONE

3 DOOR ACCESS CONTROL DETAIL  
SCALE: NONE



5 AQUACULTURE LAB CORD MOUNTED RECEPTACLE DETAIL  
SCALE: NONE

APPROVED BY	DATE	JOB NUMBER
APPROVED BY	11-06-2015	2015-19
APPROVED BY		

ELECTRICAL LEGEND, SCHEDULE, & DETAILS  
TOXICOLOGY BUILDING REPLACEMENT  
THE UNIVERSITY OF SOUTHERN MISSISSIPPI  
GULF COAST RESEARCH LABORATORY  
CEDAR POINT SITE - OCEAN SPRINGS, MISSISSIPPI

alred ARCHITECTURAL GROUP  
810 IBERVILLE DRIVE  
OCEAN SPRINGS, MS 39564  
PHONE: (228) 762-1975 FAX: (228) 769-9545  
EMAIL: CONTACT@ALLREDARCHITECTURALGROUP.COM

WELTECH ELECTRICAL CONSULTANTS, PLLC  
1431 S. GARDNER AVE., SUITE 200  
DUBLIN, MISSISSIPPI 39062  
TEL: 662-833-1111 FAX: 662-833-1112  
WWW.WELTECHELECTRICAL.COM

DR. GREGORY B. WELTECH, P.E.  
REGISTERED PROFESSIONAL ENGINEER  
NO. 11516  
STATE OF MISSISSIPPI

DR. GREGORY B. WELTECH, P.E.  
REGISTERED PROFESSIONAL ENGINEER  
NO. 11516  
STATE OF MISSISSIPPI

DR. GREGORY B. WELTECH, P.E.  
REGISTERED PROFESSIONAL ENGINEER  
NO. 11516  
STATE OF MISSISSIPPI