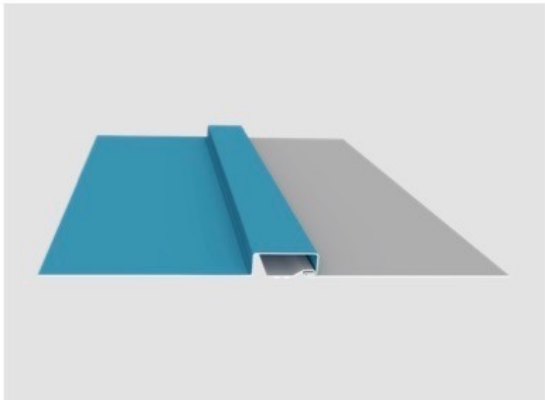
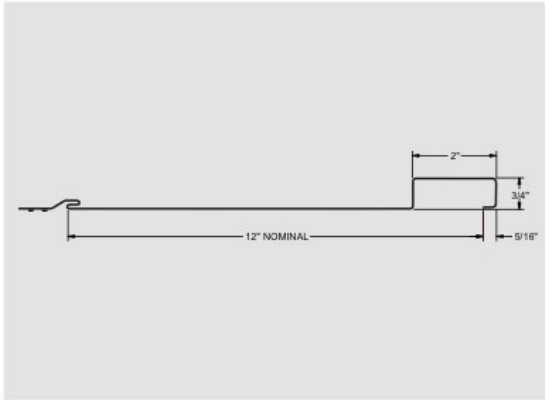



SMI BOARD & BATTEN WALL PANEL PROFILE



PANEL INFORMATION

Panel Type	Wall
Panel Width Minimum	12" Nominal
Seam Height	3/4"
Mounting Orientation	Vertical
Materials Formed	22 and 24-gauge steel

PANEL TESTING

Structural Performance	ASTM E 330
FBC Non-HVHZ Approval	FL45939

PANEL NOTES

This panel uses 3-5/8" of material to form the panel.

1" x 1/4" slots are equally spaced every 6-3/8."

Striations or ribs may be needed for panels wider than 12" coverage to avoid oil canning.