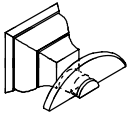
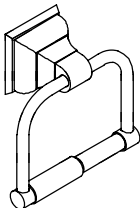
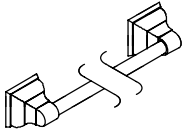
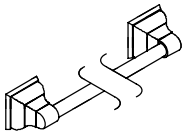
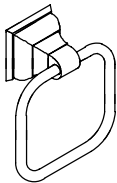
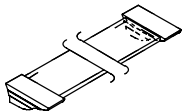
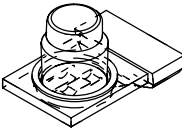


FEATURES

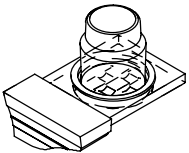
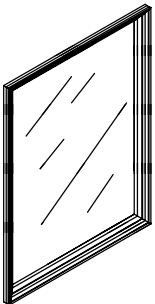
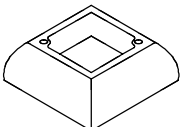
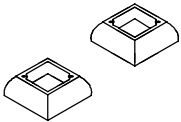
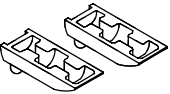
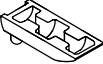
- Brass construction
- Modern to contemporary styling with a hint of art deco
- Completes Neuville faucet line

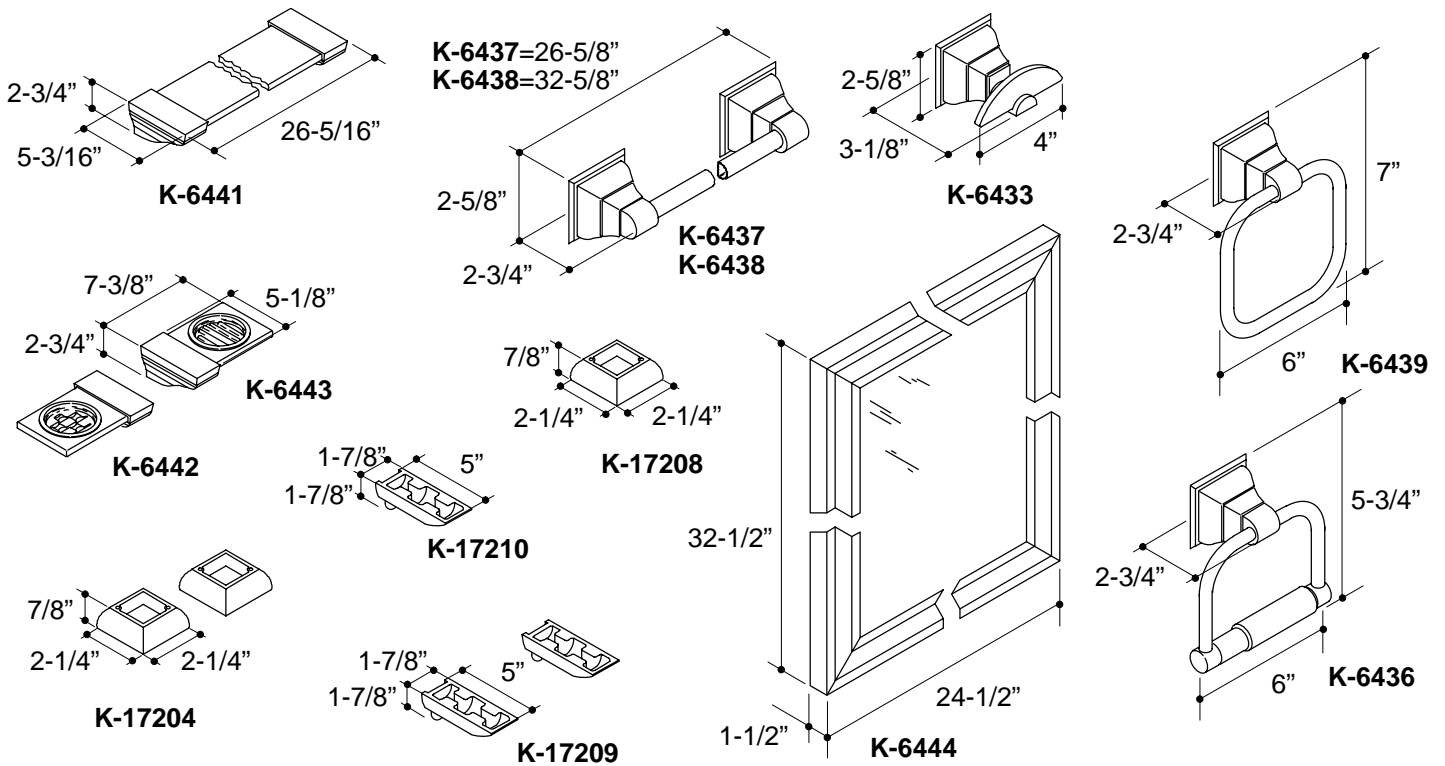
SPECIFIED MODEL:

Model/Description	
K-6433 Neuville Robe Hook (Requires one K-17208 trim kit, shown) <input type="checkbox"/> CP <input type="checkbox"/> PB	
K-6436 Neuville Toilet Tissue Holder (Requires one K-17208 trim kit, shown) <input type="checkbox"/> CP <input type="checkbox"/> PB	
K-6437 Neuville 24" Towel Bar (Requires one K-17204 trim kit, shown) <input type="checkbox"/> CP <input type="checkbox"/> PB	
K-6438 Neuville 30" Towel Bar (Requires one K-17204 trim kit, shown) <input type="checkbox"/> CP <input type="checkbox"/> PB	
K-6439 Neuville Towel Ring (Requires one K-17208 trim kit, shown) <input type="checkbox"/> CP <input type="checkbox"/> PB	
K-6441 Neuville Glass Shelf (Requires one K-17209 trim kit, shown) <input type="checkbox"/> CP <input type="checkbox"/> PB	
K-6442 Neuville Left-Side Glass Soap and/or Toothbrush Holder; includes glass tumbler and two removable trays, one for soap dish and one for toothbrush (Requires one K-17210 trim kit, shown) <input type="checkbox"/> CP <input type="checkbox"/> PB	

COLORS/FINISHES

- CP Polished Chrome
- PB Polished Brass
- Other Refer to Faucets Price Book for additional finishes

Model/Description	
K-6443 Neuville Right-Side Glass Soap and/or Toothbrush Holder; includes glass tumbler and two removable trays, one for soap dish and one for toothbrush (Requires one K-17210 trim kit, shown) <input type="checkbox"/> CP <input type="checkbox"/> PB	
K-6444 Neuville Mirror <input type="checkbox"/> CP <input type="checkbox"/> PB	
K-17208 Neuville Single Post Accessory Trim Kit <input type="checkbox"/> CP <input type="checkbox"/> PB <input type="checkbox"/> Other_____	
K-17204 Neuville Double Post Accessory Trim Kit <input type="checkbox"/> CP <input type="checkbox"/> PB <input type="checkbox"/> Other_____	
K-17209 Neuville Accessory Trim Kit; for glass shelf <input type="checkbox"/> CP <input type="checkbox"/> PB <input type="checkbox"/> Other_____	
K-17210 Neuville Accessory Trim Kit; for right- or left-side soap dish/toothbrush holders with tumbler <input type="checkbox"/> CP <input type="checkbox"/> PB <input type="checkbox"/> Other_____	



PRODUCT DIAGRAM