

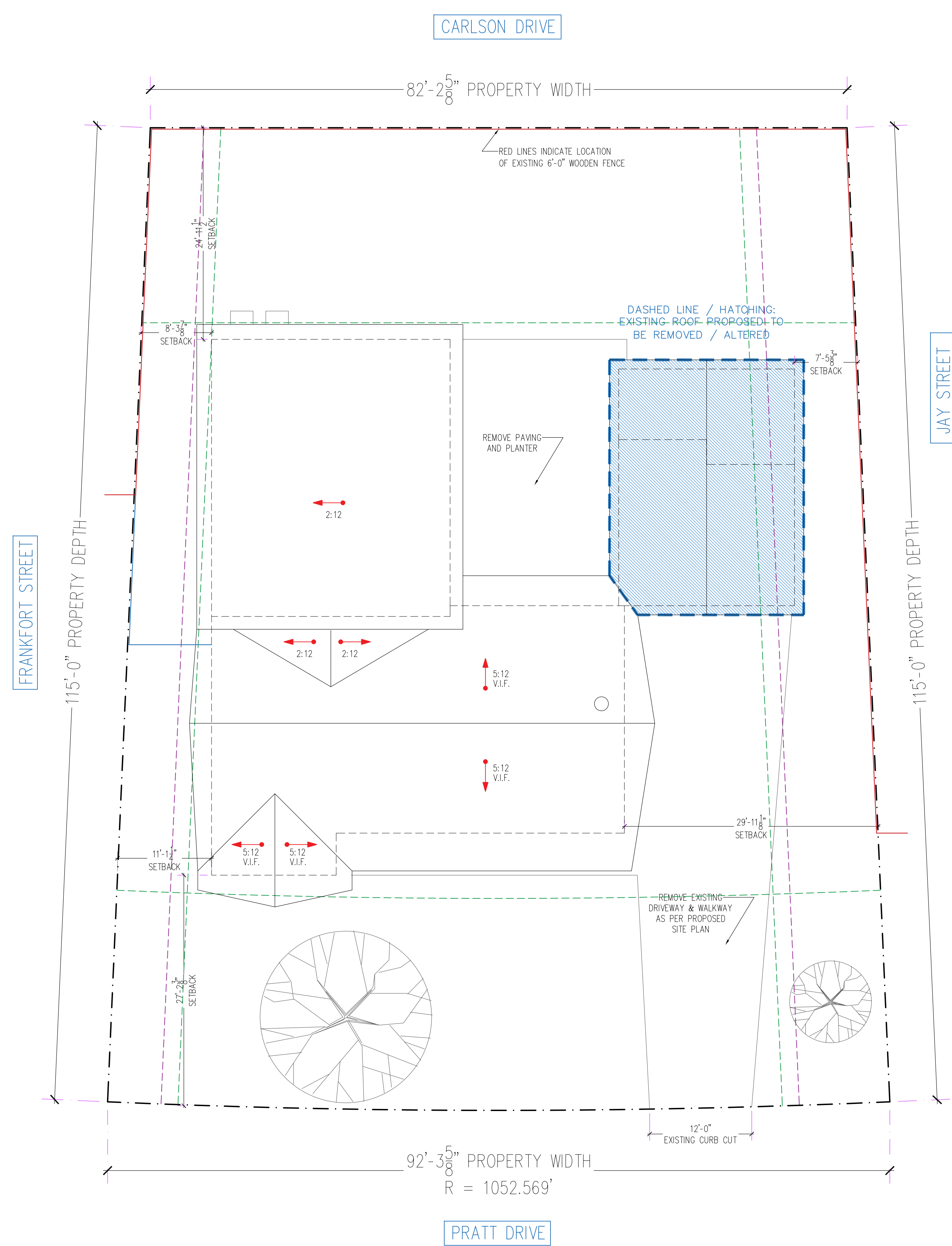
Renovations & Additions
to
6336 Pratt Drive
New Orleans, LA 70122



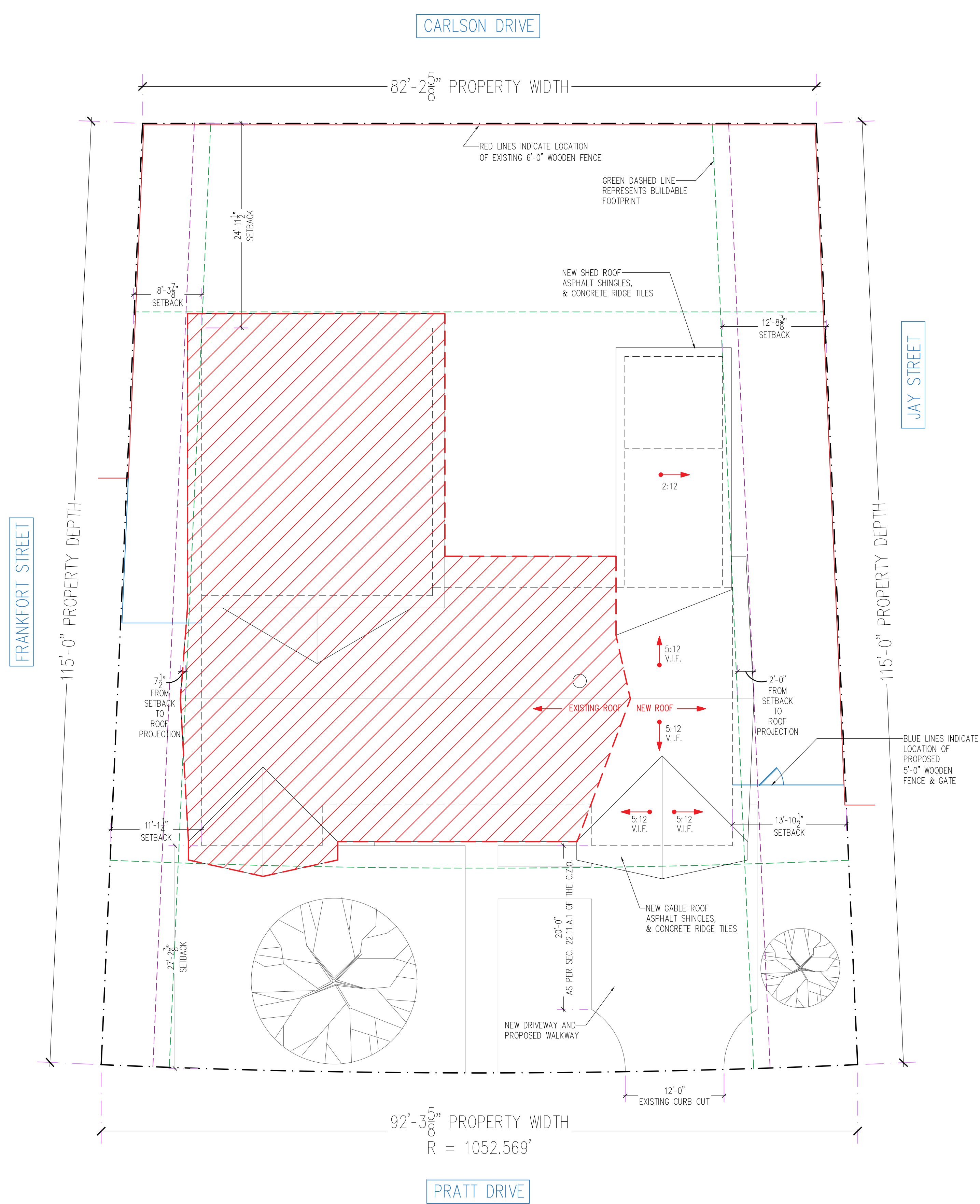
Site Plan

Sheet #: 2 of 11

Project #:	Revision:
Date: 04-13-2026	Revision:
Scale:	A-1.00.0
Drawn By: ML	
Checked By: PM	
Revision:	




1 Plan - Site Existing
A-100 | A-100 SCALE: 1/8" = 1'-0"
NORTH



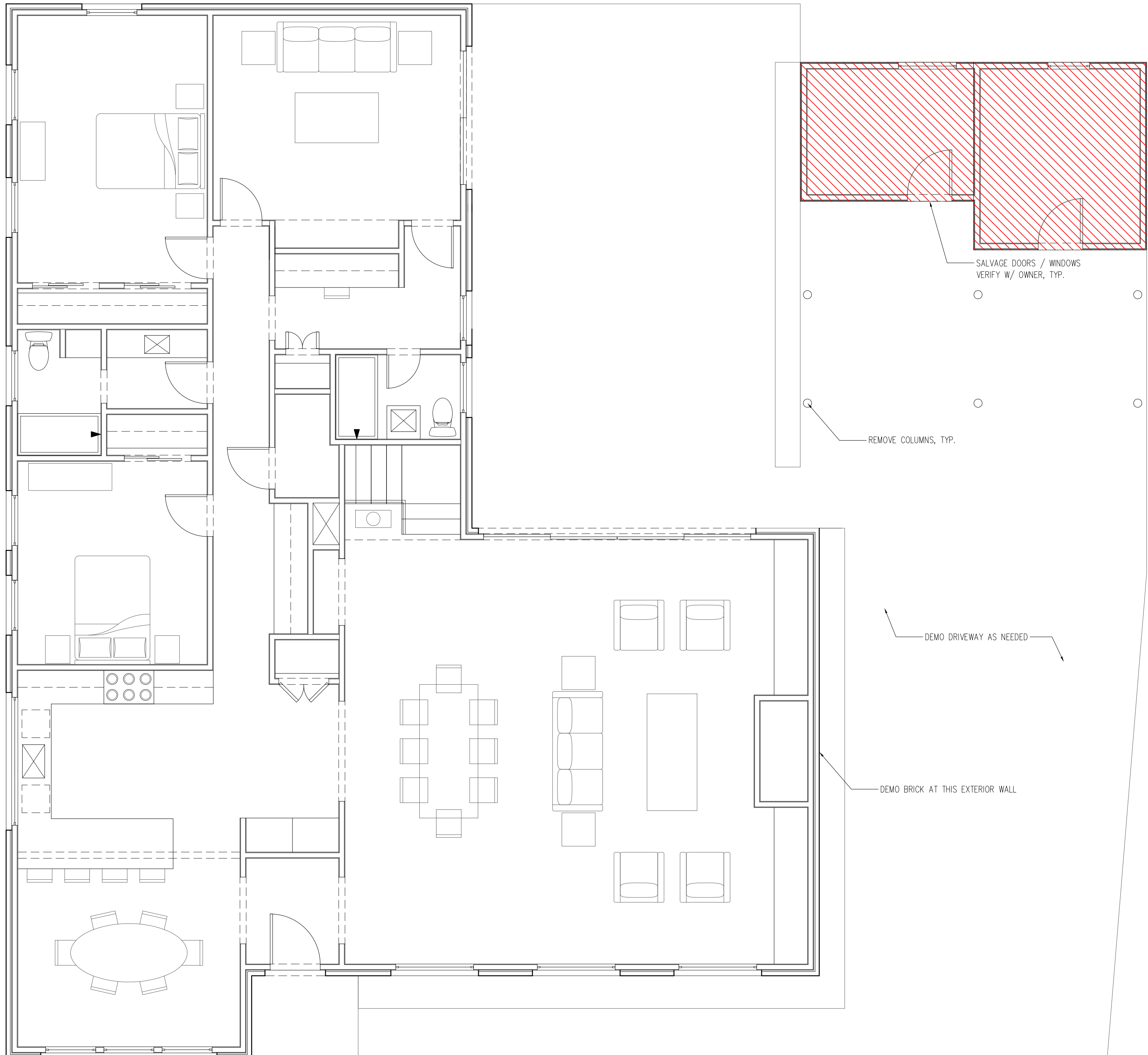
2 Plan - Site Proposed
A-100 | A-100 SCALE: 1/8" = 1'-0"
NORTH

Renovations & Additions
to
6336 Pratt Drive
New Orleans, LA 70122



1st Floor - Demo
Sheet #: 3 of 11

Project #:	Revision:
Date: 04-13-2026	Revision:
Scale:	A-1.01.0
Drawn By: ML	
Checked By: PM	
Revision:	
Revision:	



HATCHING INDICATES ELEMENTS TO BE REMOVED

1 Plan - 1st Floor - Demo
SCALE: 1/4" = 1'-0"



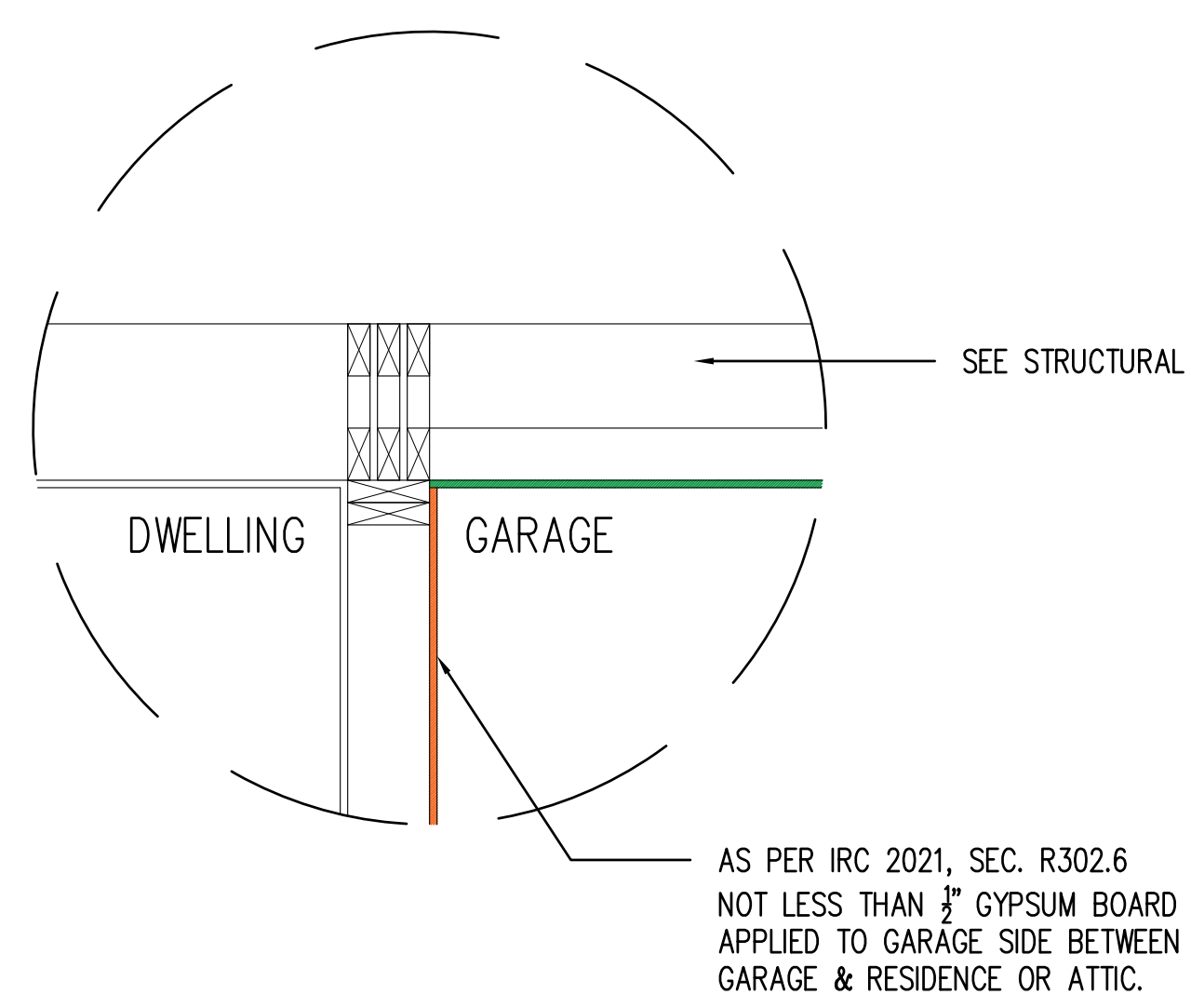
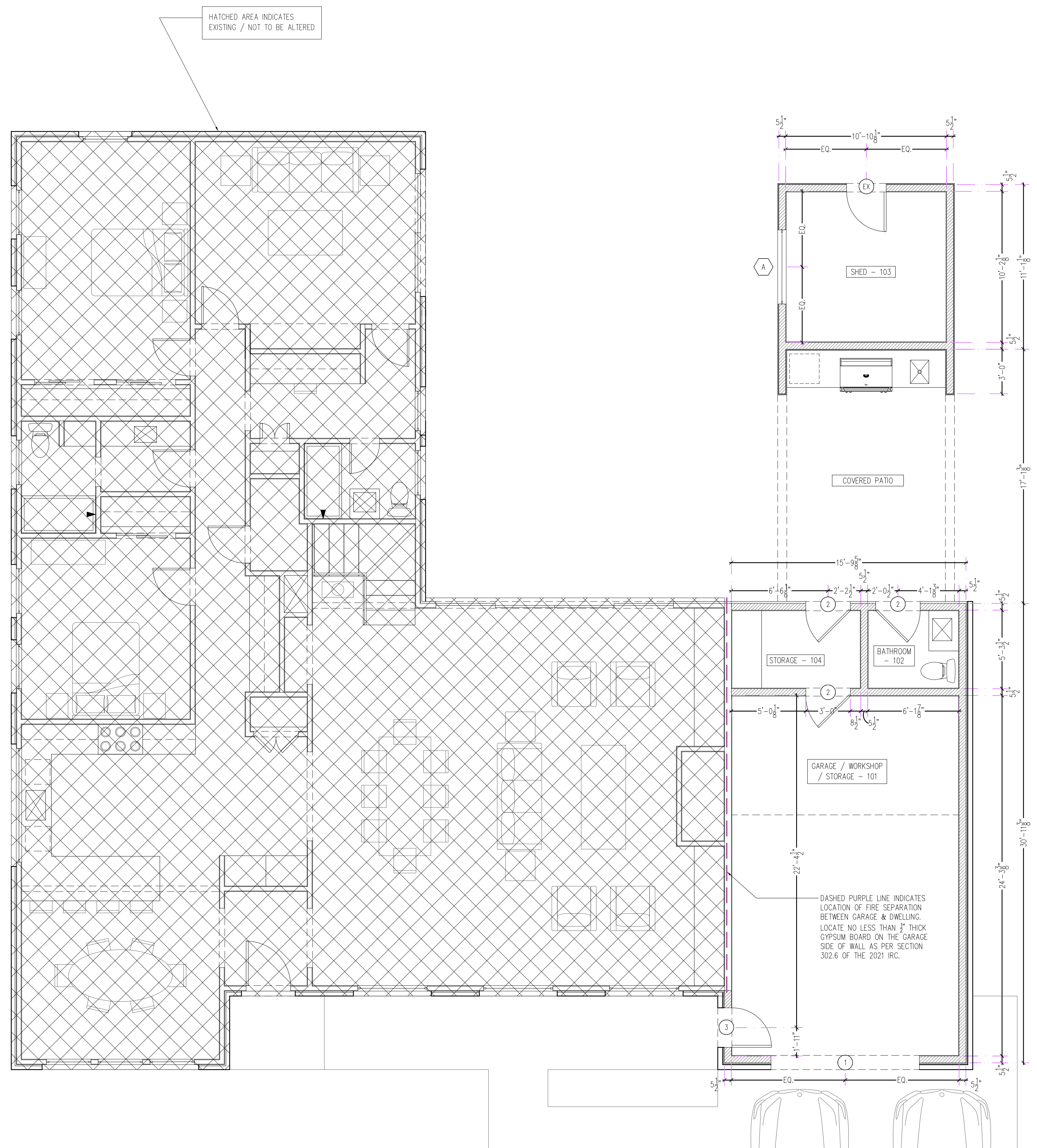
Renovations & Additions
 to
 6336 Pratt Drive
 New Orleans, LA 70122



1st Floor - Proposed

Sheet #: **4** of **11**

Project #:	Revision:
Date: 04-13-2026	Revision:
Scale:	A-1.01.1
Drawn By: ML	
Checked By: PM	
Revision:	



2 Fire Separation Detail

A-101 | A-101 SCALE: 1" = 1'-0"

1 Plan - 1st Floor Proposed

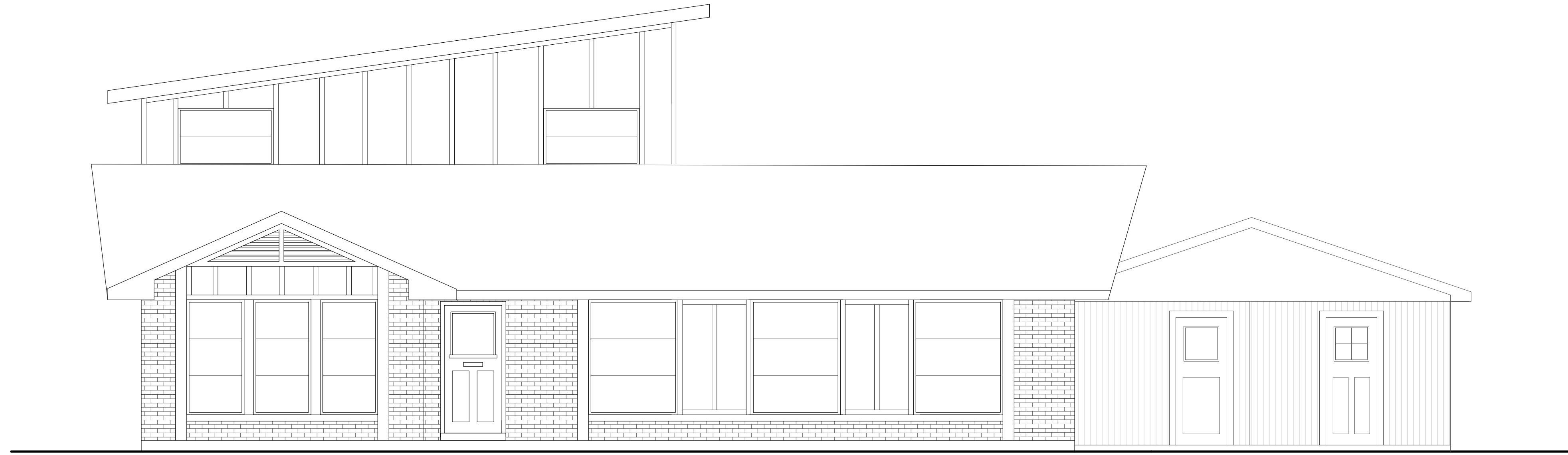
A-101 | A-101

SCALE: 1/4" = 1'-0"

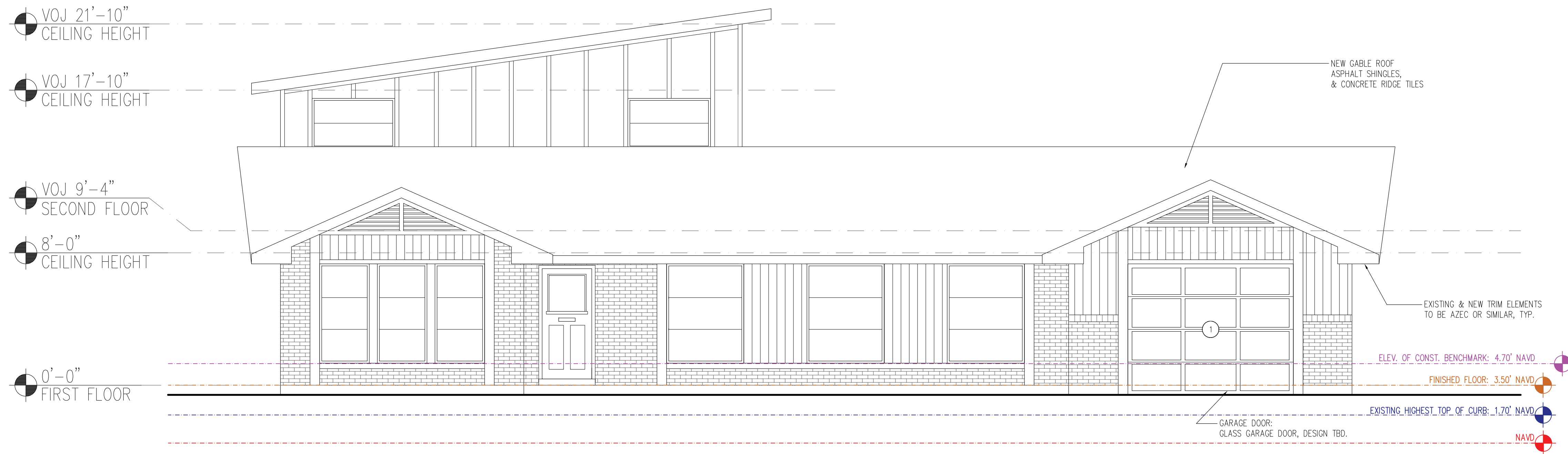


HATCHING INDICATES LOCATION OF NEW WALL


Renovations & Additions
to
6336 Pratt Drive
New Orleans, LA 70122



1 Existing Elevation - North East
A-201 | A-201 SCALE: 1/4" = 1'-0"



2 Proposed Elevation - North East
A-201 | A-201 SCALE: 1/4" = 1'-0"

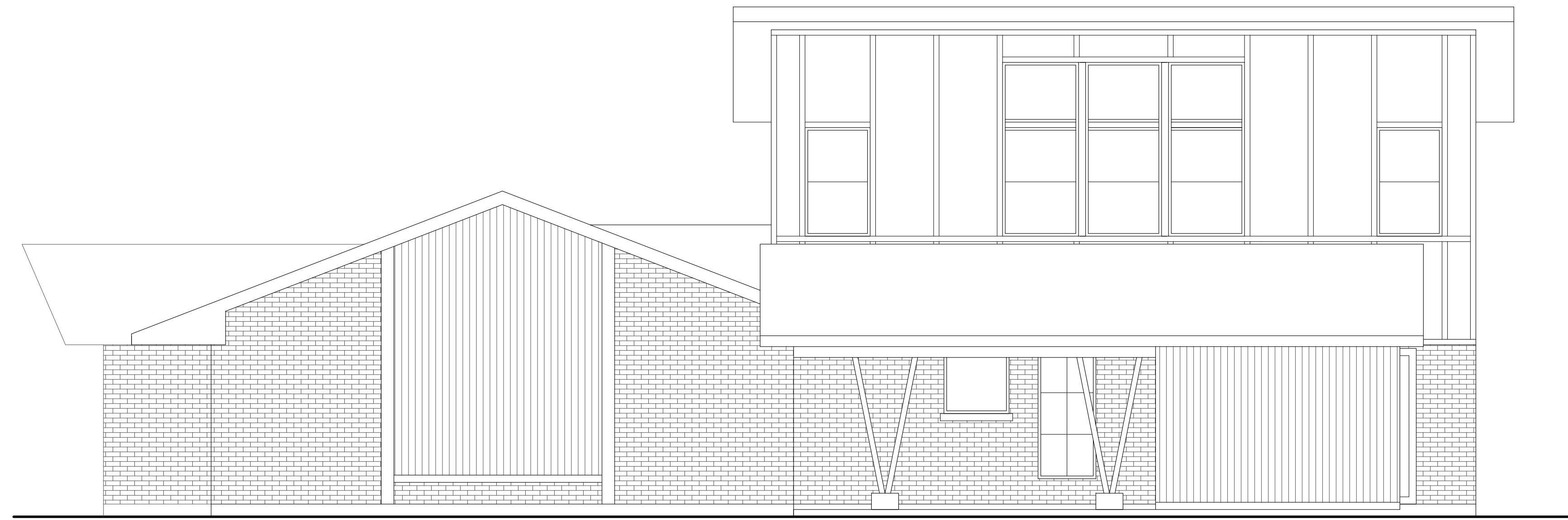


Exterior Elevations

Sheet #: 6 of 11

Project #:	Revision:
Date: 04-13-2026	Revision:
Scale:	A-201.0
Drawn By: ML	
Checked By: PM	
Revision:	

Renovations & Additions
to
6336 Pratt Drive
New Orleans, LA 70122



1 Existing Elevation - North West
A-202 | A-202 SCALE: 1/4" = 1'-0"



2 Proposed Elevation - North West
A-202 | A-202 SCALE: 1/4" = 1'-0"

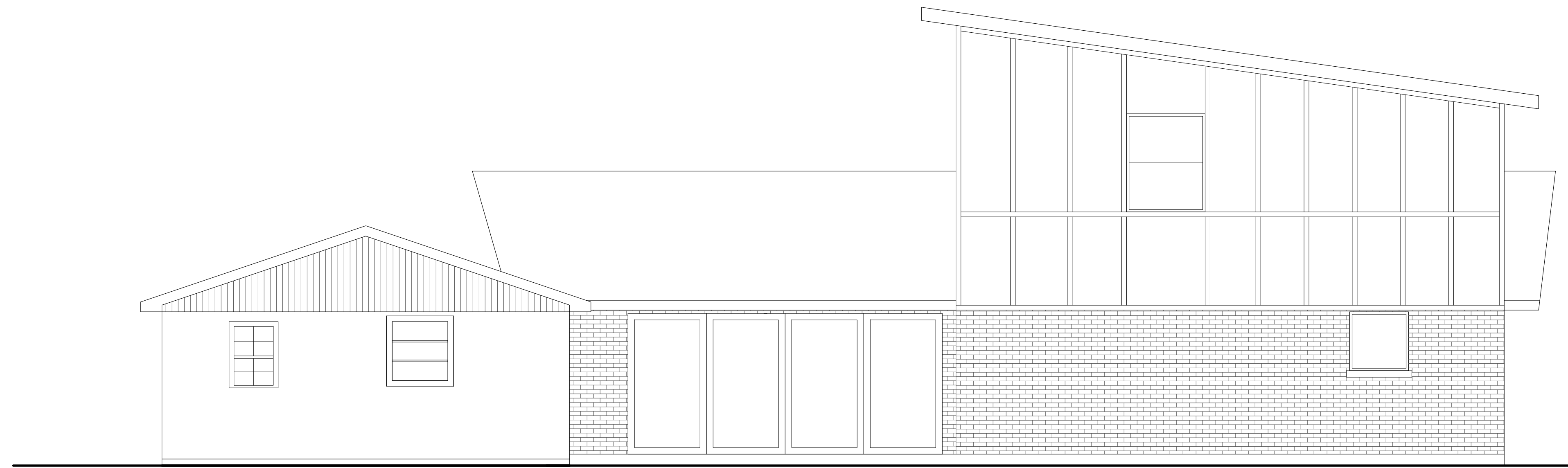


Exterior Elevations

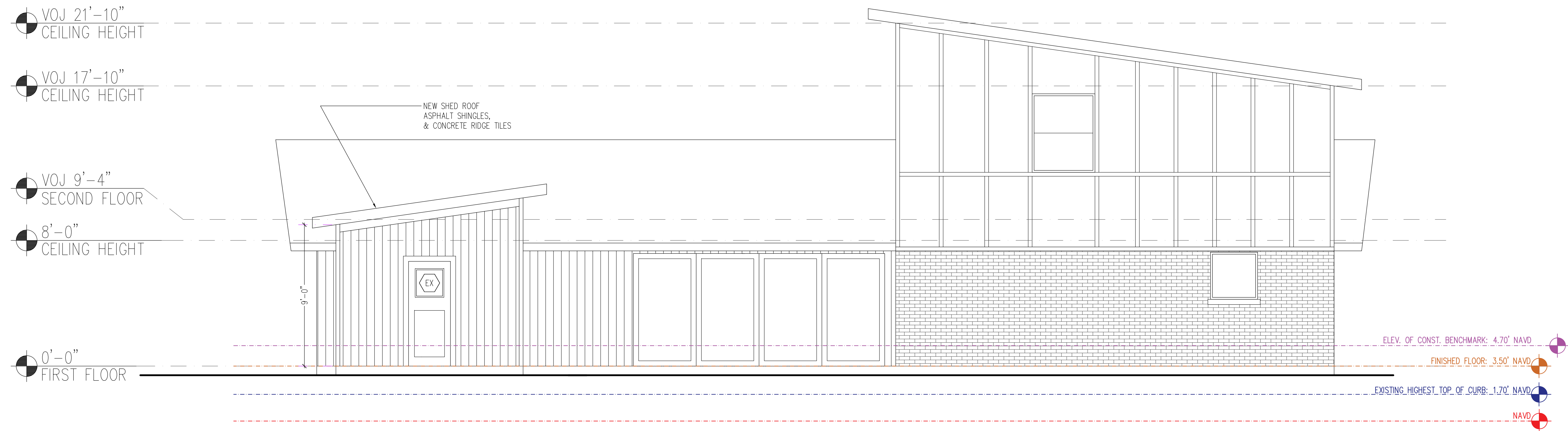
Sheet #: 6 of 11

Project #:	Revision:
Date: 04-13-2026	Revision:
Scale:	A-202.0
Drawn By: ML	
Checked By: PM	
Revision:	
Revision:	

Renovations & Additions
to
6336 Pratt Drive
New Orleans, LA 70122



1 Existing Elevation - South West
A-203 | A-203 SCALE: 1/4" = 1'-0"



2 Proposed Elevation - South West
A-203 | A-203 SCALE: 1/4" = 1'-0"

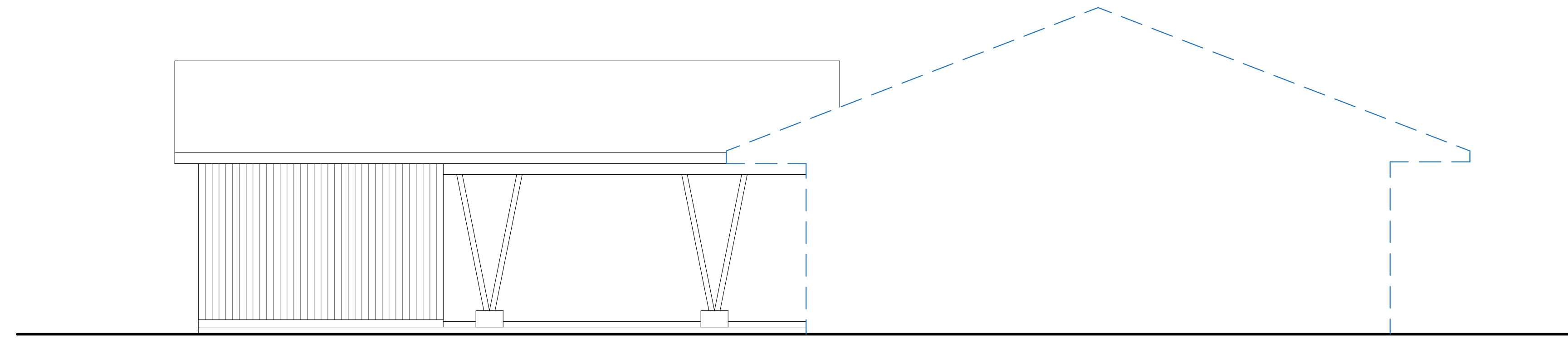


Exterior Elevations

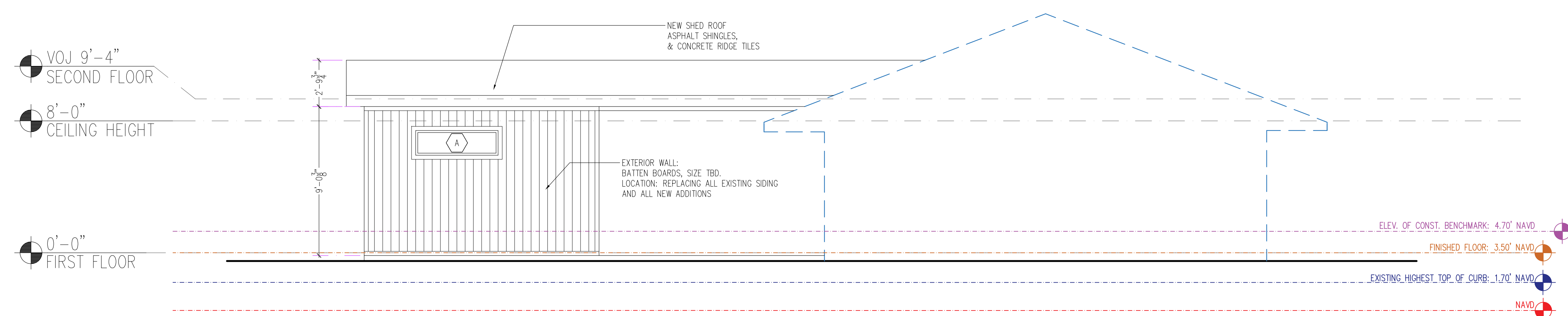
Sheet #: 7 of 11

Project #:	Revision:
Date: 04-13-2026	Revision:
Scale:	A-203.0
Drawn By: ML	
Checked By: PM	
Revision:	
Revision:	

Renovations & Additions
to
6336 Pratt Drive
New Orleans, LA 70122



1 Existing Elevation - South East
A-204 | A-204 SCALE: 1/4" = 1'-0"



2 Proposed Elevation - South East
A-204 | A-204 SCALE: 1/4" = 1'-0"



Exterior Elevations

Sheet #: 8 of 11

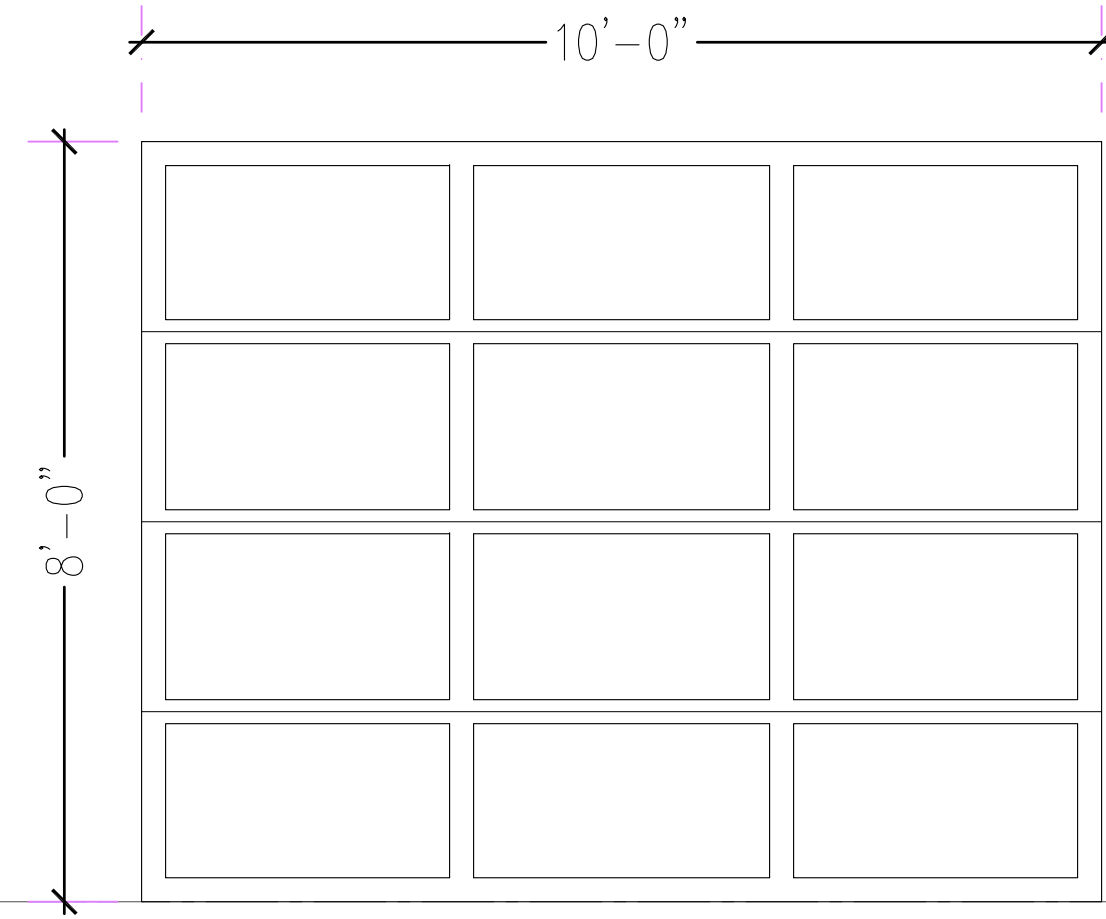
Project #:	Revision:
Date: 04-13-2026	Revision:
Scale:	A-204.0
Drawn By: ML	
Checked By: PM	
Revision:	
Revision:	

MATERIALS NOTES:

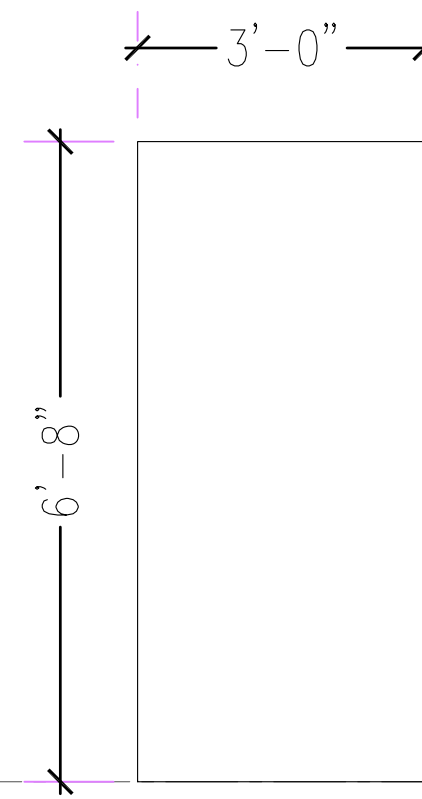
1. ALL GLAZING TO BE INSULATED.
2. ALL WINDOW & DOOR MUNTINS NO LARGER THAN 3/8".
3. MARVIN CONTEMPORARY SERIES: SOUND AND THERMAL INSULATION

COMPLIANCE NOTES:

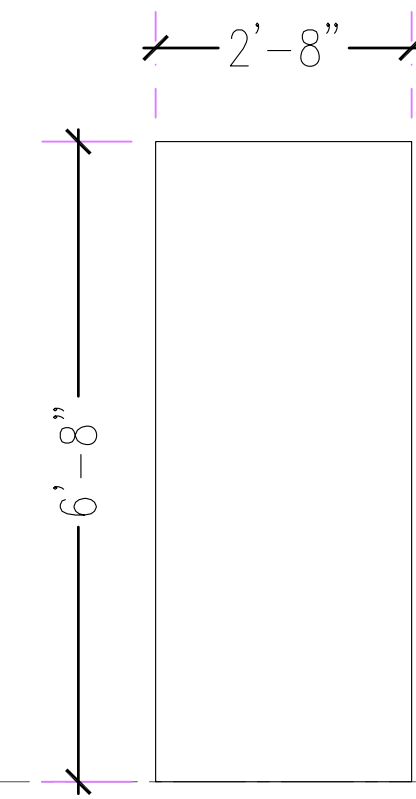
1. WINDOWS INSTALLED IN BATHTUB/SHOWER ROOMS LESS THAN 60" VERTICALLY FROM THE FLOOR AND LESS THAN 6'-0" HORIZONTALLY FROM THE EDGE OF THE SHOWER OR TUB REQUIRE SAFETY GLAZING IN ACCORDANCE WITH IRC 2021, SEC. R308.4.5.
2. OPERABLE EGRESS PATHS PROVIDED WITH OPENINGS LARGER THAN 6 SF AT ALL BEDROOMS .
3. WIND BORNE DEBRIS PROTECTION FOR WINDOWS SHALL BE PROVIDED IN ACCORDANCE WITH R301.2.1.2 IRC 2021 ED. WITH THE USE OF ACCEPTED PLYWOOD COVERING & OPERABLE SHUTTERS.
4. GLAZING IN AN INDIVIDUAL FIXED OR OPERABLE PANEL SHALL BE CONSIDERED TO BE IN A HAZARDOUS LOCATION AND REQUIRE SAFETY GLAZING AS PER 2021 IRC, SEC. R308.4.3, IF IT MEETS ALL OF THE FOLLOWING CONDITIONS: 1) THE EXPOSED AREA OF AN INDIVIDUAL PANE IS LARGER THAN 9 SQ FT, 2) THE BOTTOM EDGE OF THE GLAZING IS LESS THAN 18" ABOVE THE FLOOR, 3) THE TOP EDGE OF THE GLAZING IS MORE THAN 26" ABOVE THE FLOOR, 4) ONE OR MORE WALKING SURFACES ARE WITHIN 36", MEASURED HORIZONTALLY, AND IN A STRAIGHT LINE OF THE GLAZING.
5. GLAZING IN ALL FIXED AND OPERABLE PANELS OF SWINGING, SLIDING, AND BIFOLD DOORS SHALL BE CONSIDERED A HAZARDOUS LOCATION AND MUST BE SAFETY GLAZED AS PER 2021 IRC, SEC. R308.4.1.
6. GARAGE DOORS INTO THE RESIDENCE SHALL BE A SOLID WOOD DOOR NOT LESS THAN 1-3/8 INCHES IN THICKNESS AND SHALL BE EQUIPPED WITH A SELF-LATCHING AND SELF-CLOSING DEVICE, AS PER IRC 2021, SEC. R302.5.1.



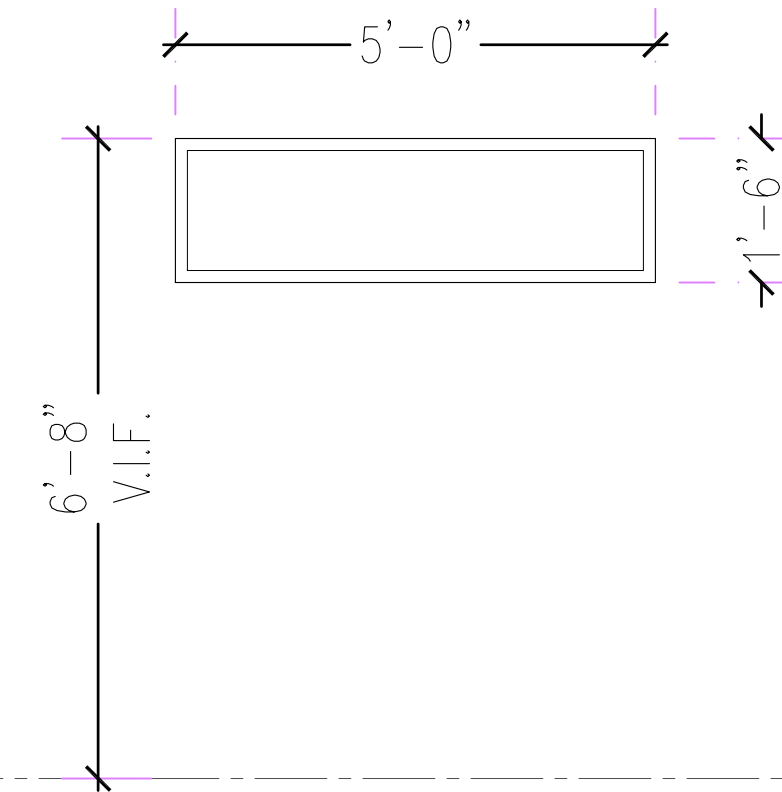
1 Door - Type "1"
 DETAIL | DETAIL SCALE: 1/2" = 1'-0"
 QTY. 1 EXTERIOR
 GARAGE GLASS DOOR



2 Door - Type "2"
 DETAIL | DETAIL SCALE: 1/2" = 1'-0"
 QTY. 3 EXTERIOR



3 Door - Type "3"
 DETAIL | DETAIL SCALE: 1/2" = 1'-0"
 QTY. 1 EXTERIOR



4 Window - Type "A"
 DETAIL | DETAIL SCALE: 1/2" = 1'-0"
 QTY. 1

Renovations & Additions
 to
 6336 Pratt Drive
 New Orleans, LA 70122



























Schedules

Sheet #: 9 of 11

ROOM FINISH SCHEDULE							
ROOM NAME	FLOOR	BASE	WALL	CEILING	CROWN	CASING	NOTES
FIRST FLOOR							
GARAGE - 101	CONCRETE SLAB						
POOL BATHROOM - 102	CONCRETE SLAB						
SHED - 103	CONCRETE SLAB						
STORAGE - 104	CONCRETE SLAB						

Project #:	Revision:
Date: 04-13-2026	Revision:
Scale:	A-2.05.0
Drawn By: ML	
Checked By: PM	
Revision:	
Revision:	

Fixture Legend:

-  F1 - VAC SQUARE RECESSED LED OR APPROVED EQUAL
 -  F2 - OWNER PROVIDED WALL SCIENCE
 -  F2.G - OWNER PROVIDED GAS WALL SCIENCE
 -  F3 - LIGHTOLIER WET LOCATION RECESSED INCANDESCENT
 -  F4 - OWNER PROVIDED CEILING PENDANT / CHANDELIER
 -  F4.G - OWNER PROVIDED GAS CEILING PENDANT / CHANDELIER
 -  F5 - BRDAN REMOTE VENT
 -  LVH - BRDAN LIGHT HEAT VENT
 -  F6 - UP LIGHTS, CONSULT CLIENTS
 -  F7 - 52" CEILING FAN (ND LIGHT KIT)
 -  F8 - OWNER PROVIDED CEILING FLUSH MOUNT FIXTURE
 -  F9 - LIGHTOLIER 24 x 24 FLDR.
 -  F10 - UNDER CABINET LIGHT
 -  F11 - FUTURE FAN LOCATION WIRE FOR FUTURE LIGHT / FAN KIT. INSTALL OWNER SUPPLIED FIXTURE.
 -  F12 - SECURITY LIGHT W- PHOTO CELL
 -  F13 - FLOOD LIGHTS - CONSULT CLIENTS
 -  CO - CARBON MONOXIDE ALARM
 -  SD - SMOKE DETECTOR ALARM
- NOTE:**
SMOKE AND CARBON MONOXIDE ALARMS SHALL BE PROVIDED AS PER SECTIONS R314.3 AND R315 - OF THE IRC 2021 EDITION.
-  RECEPTACLE
 -  GROUND FAULT INTERRUPTOR
 -  WEATHER PROOF OUTLET
 -  QUAD OUTLET
 -  FLOOR RECEPTACLE
 -  TV CABLE RECEPTACLE VERIFY HEIGHT IN FIELD W- OWNER


General Notes:

- #1 ALL LIGHTING, ELECTRICAL, AND POWER NEEDS TO BE IN COMPLIANCE WITH MOST CURRENT IRC BUILDING CODE, NFPA 70 (NATIONAL ELECTRICAL CODE), ORLEANS PARISH & ALL APPLICABLE LOCAL CODES.
- #2 GFI PROTECTED OUTLETS IN BATHROOMS SHALL NOT BE ON THE SAME CIRCUIT AS ANY OTHER ROOM CIRCUITS.
- #3 ALL SWITCHES AND FIXTURES (EXCEPT FANS) TO BE ON DIMMERS UNLESS NOTED OTHERWISE. LOCATION OF LIGHTS ALL RELATE TO CENTERLINES OF ROOMS OR VANITIES AND ARE SPACED EQUALLY. PLACE SWITCHES TIGHT TO CORNERS WHEN POSSIBLE IN CONSIDERATION OF ARTWORK PLACEMENT ON WALLS.
- #4 ELECTRICAL: ALL OUTLET RECEPTACLES AT BATHROOM WALLS OR BELOW COUNTERS IN BATHROOMS OR NEXT TO TOILETS MUST BE GFI PROTECTED. ALL OUTLET RECEPTACLES FOR COUNTER USE INCLUDING ISLAND OUTLETS MUST BE GFI.
- #5 CONTRACTOR SHALL COORDINATE EXACT ROUGH-IN LOCATION OF ALL OUTLET BOXES WITH OWNER OR CABINET INSTALLER.
- #6 VERIFY MOUNTING HEIGHT & LOCATION OF SWITCHES IN COORDINATION WITH DOOR CASINGS.
- #7 ALL WEATHER PROOF (WP) OUTLETS TO BE GFI.
- #8 PROVIDE POWER FOR CLICK STRIP OR ROPE LIGHTING AT ALL CABINET AND COVE CEILING LOCATIONS AT KITCHEN, BUILT-INS.
- #9 ALL WIRING TO BE MINIMUM 12 AWG, COPPER. ALL BRANCH CIRCUITS TO BE MINIMUM 20 AMPS.
- #10 PROVIDE SEPARATE CAT5 COAXIAL CABLE RUNS TO EACH RECEPTACLE FROM SINGLE DISTRIBUTION POINT IN ATTIC.
- #11 PANELS & BREAKERS TO BE SQUARE "D" HOMELINE. * NO TANDEM BREAKERS.
- #12 KEEP WIRING LOOSE & LONG FOR ALL F2 & F4 FIXTURES FOR FLEXIBILITY OF LOCATION
- #13 ALL SOFFIT LIGHTS ON PHOTO CELL SENSOR
- #14 RUN CONDUIT TO LIGHT TREES AND LANDSCAPE



NOTE: CONTRACTOR TO MAINTAIN EXISTING ELECTRICAL LOCATIONS WHEN POSSIBLE. CONFIRM WITH CLIENTS PRIOR TO CONSTRUCTION.

Renovations & Additions
to
6336 Pratt Drive
New Orleans, LA 70122



1st Floor Electrical RCP

Sheet #: 10 of 11

Project #:	Revision:
Date: 04-13-2026	Revision:
Scale:	E-1.01.1
Drawn By: ML	
Checked By: PM	
Revision:	