AF 34487

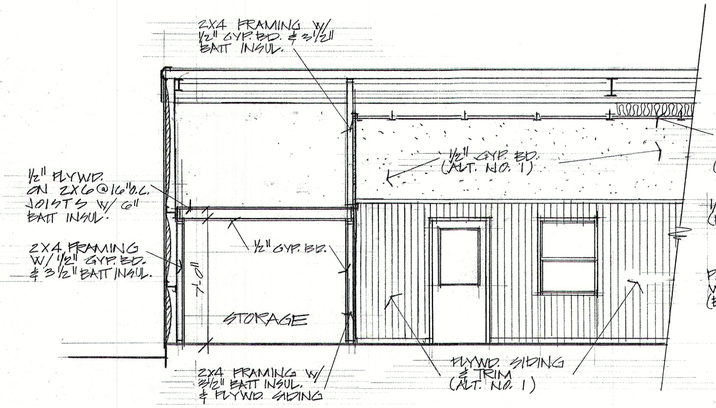

SECTION A–A

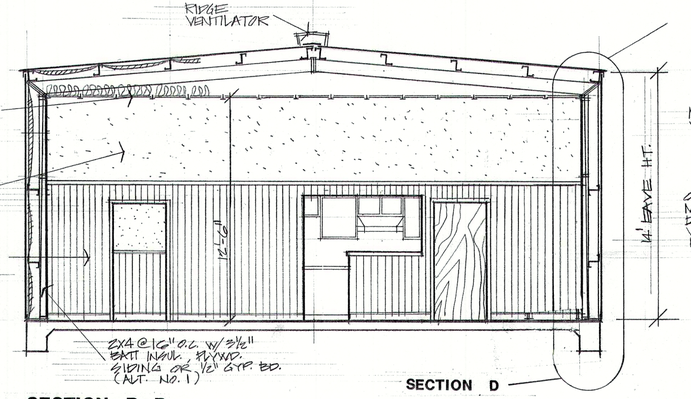

SECTION B–B

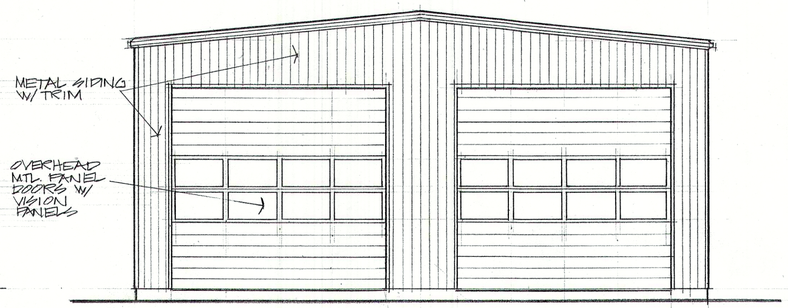

EAST ELEVATION

WEST SIMILAR

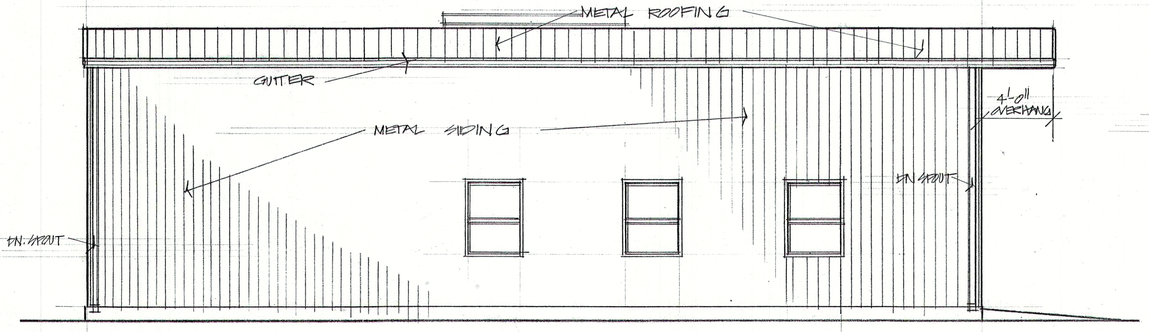

SOUTH ELEVATION

NORTH SIMILAR

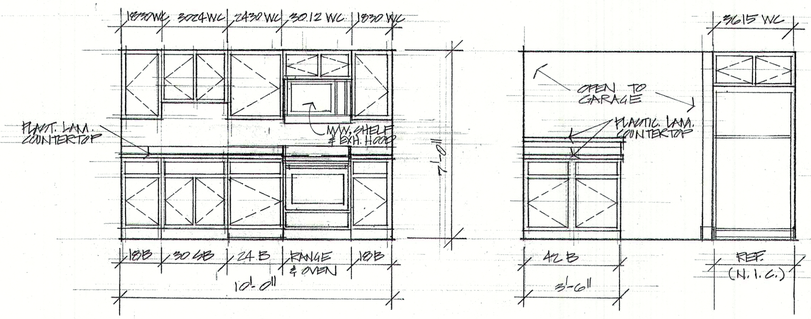

KITCHEN ELEVATIONS

DELETE FOR ALT. No. 1

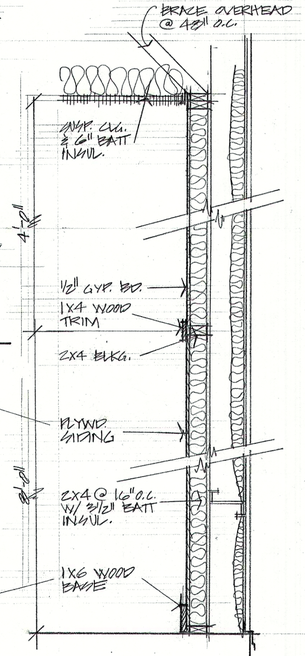

SECTION D

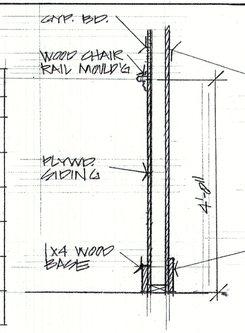

SECTION C

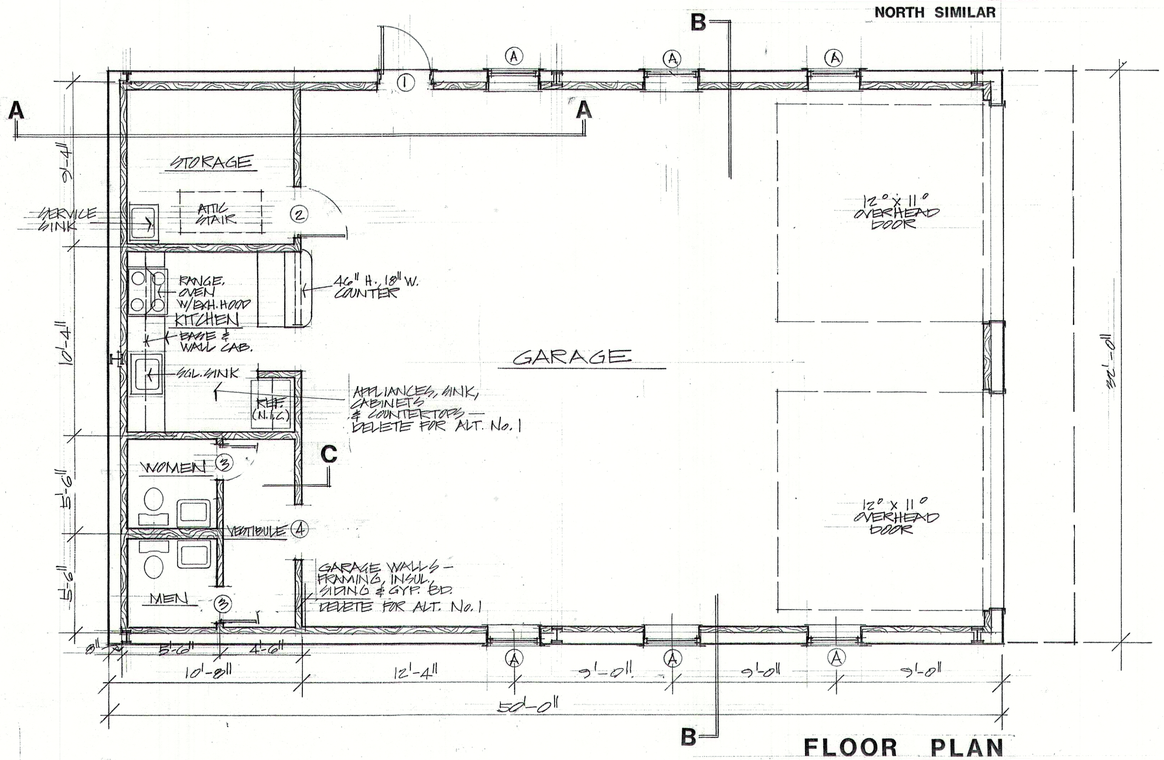

FLOOR PLAN

SCALE 1/4" = 1'–0"

FINISH SCHEDULE

AREA	FLOOR	WALLS	CEILING	REMARKS
GARAGE	COLORED & HARDED CONC.	PLYWD. SIDING & GYP. BD.	GYP. BD. ACOUST.	
STORAGE	"	GYP. BD.	GYP. BD.	
KITCHEN	"	GYP. BD.	"	
WOMEN	"	WATER RESIST. GYP. BD.	"	RUBBER BASE
MEN	"	"	"	" "
VESTIBULE	"	PLYWD. SIDING WAINSCOT	"	SEE SECTION D

OPENING SCHEDULE

MARK	W	T	H	DESCRIPTION
1	3'-0"	1 3/4"	7'-0"	FLUSH HOLLOW METAL DOOR W/ VISION LITE, THRESHOLD & HDWE.
2	3'-0"	1 3/4"	6'-8"	FLUSH SOLID CORE WOOD DOOR, STORE DOOR LOCK.
3	3'-0"	1 3/4"	6'-8"	" " PRIVACY LOCK " " "
4	3'-0"	—	6'-8"	WOOD CASED OPENING
A	3'-0"	—	4'-0"	ALUM. S.H. WINDOW W/ HALF SCREEN

RENE A. HARRIS & ASSOCIATES
CONSULTING ENGINEER

OAKLAWN FIRE STATION
GARAGE ADDITION – PHASE III

DATE 3-1-90

SHEET 2 OF: 5