AF 34487

## PANEL "L-3" SCHEDULE

| | |
|---|---|
| SERVICE | 120/240 V. - 1 Φ - 3 W. 3/N - 60 Hz AC |
| MAINS | 125 AMP MLO |
| BRANCHES | 20 |
| CABINET | SURFACE MTD. |
| TYPE | SQ. D - QL24L125 - FK15GTA |

| CKT. No. | No. POLE | TRIP AMP | BRKR FRAME | WIRES No. | WIRES SIZE | WIRES GRND | RACE WAY | LOAD SERVED | LOAD KW |
|---|---|---|---|---|---|---|---|---|---|
| 1,3 | 1 | 20 | 20 | 2 | 12 | 12 | NM | LIGHTING | 1.6 |
| 2 | 1 | 20 | | 2 | 12 | 12 | NM | LIGHTING | .6 |
| 4 | 1 | 20 | | 2 | 12 | 12 | NM | EXTC. LTG. | .6 |
| 5 | 1 | 20 | | 2 | 12 | 12 | NM | EMER. LTG. | .1 |
| 6 | 1 | 20 | | 2 | 12 | 12 | NM | RECEPTS. | 1.0 |
| 7 | 1 | 20 | | 2 | 12 | 12 | NM | RECEPTS. | 1.0 |
| 8,10 | 1 | 20 | | 2 | 12 | 12 | NM | RECEPTS. | 2.0 |
| 9 | 1 | 20 | | 2 | 12 | 12 | NM | RECEPTS. | 1.0 |
| 11 | 1 | 20 | | 2 | 12 | 12 | NM | RECEPTS. | 1.0 |
| 12 | 1 | 20 | | 2 | 12 | 12 | NM | RECEPTS. | 1.0 |
| 13,15 | 1 | 20 | | 2 | 12 | 12 | NM | GH DOOR OPEN'G | 2.4 |
| 14 | 2 | 60 | | 3 | 6 | 10 | NM | RANGE | 8.0 |
| 16 | 2 | 30 | | 2 | 10 | 12 | NM | WATER HEATER | 4.5 |
| 17 | 1 | 20 | | 2 | 12 | 12 | 1/2 | SEW. TREATMENT | .6 |
| 18 | 1 | 20 | | 2 | 12 | 12 | NM | RECEPT. | 1.0 |
| 19,22 | 1 | 20 | ↓ | — | — | — | — | SPARE | |
| | | | | | | | | | |
| | | | | | | | | TOTAL | 25.0 |

## SYMBOL SCHEDULE

- FLUORESCENT FIXTURE - SEE SCHEDULE
- INCANDESCENT FIXTURE - SEE SCHEDULE
- SINGLE POLE TOGGLE SWITCH - 20 AMP 125 V. - AC, QUIET TYPE
- DUPLEX RECEPTACLE - 15 AMP - 125 V. - 3 W GROUNDING TYPE
- JUNCTION BOX
- PANELBOARD - SEE SCHEDULE
- DISCONNECT SWITCH - 240 V. - FUSIBLE 100/ DENOTES SIZE OF SWITCH, /100 SIZE OF FUSE - (2) NO. FUSES - HEAVY DUTY - NEMA - 1 INDOORS, NEMA - 3R OUTDOORS.
- 100/100 (2)
- (3/4) MOTOR - NUMERAL DENOTES HORSEPOWER
- C.C. DENOTES MOUNTED ABOVE COUNTER MIN. 6"
- WP WEATHER PROOF
- ELECTRICAL WIRING RUN CONCEALED IN WALLS OR CEILING
- ELECTRICAL RACEWAY - RUN UNDERGROUND
- HOME RUN
- GFI GROUND FAULT INTERRUPTER
- STARTER OR CONTACTOR
- ELECTRIC HEAT ELEMENT
- S/M MOTOR OR HORSEPOWER RATED SWITCH

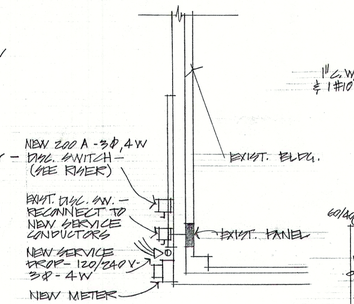


SERVICE - PLAN VIEW
N.T.S.

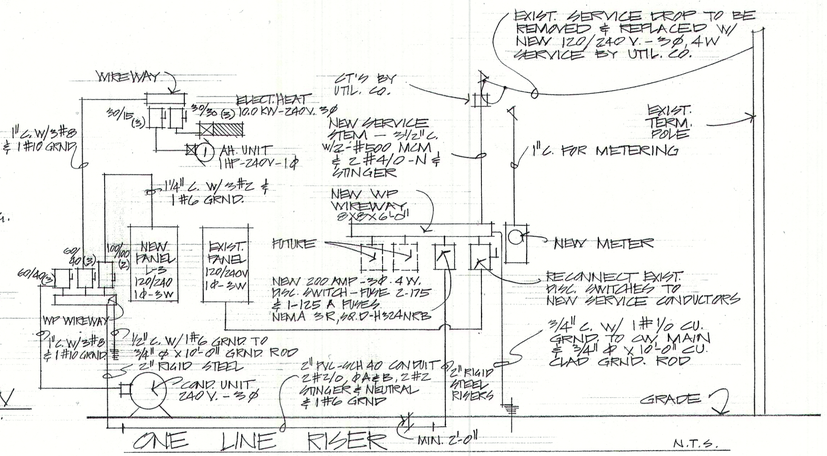


ONE LINE RISER
N.T.S.

NOTE:
CONTRACTOR SHALL VERIFY WITH UTILITY CO. AVAILABILITY OF 120/240 V. 3Φ SERVICE.

## LIGHTING FIXTURE SCHEDULE

| FIXTURE | TYPE | SIZE | MOUNTING | LAMPS NUMBER | LAMPS WATTAGE | LAMPS TYPE | LAMPS COLOR | REMARKS | NOTES | MANUFACTURER & CATALOG NUMBER | ADDITIONAL APPROVED MANUFACTURER |
|---|---|---|---|---|---|---|---|---|---|---|---|
| F-1 | F | 24" x 48" | SURF. CLG. | 4 | 40 | RS T12 | CW | WRAP AROUND ACRYLIC DIFF. | | WILLIAMS SERIES 1024-A | METALUX BENJAMIN |
| F-2 | F | 12" x 48" | SURF. CLG. | 2 | 40 | RS T12 | CW | (SAME AS F-1) | | WILLIAMS SERIES 1022-A | METALUX BENJAMIN |
| F-3 | INC | - | SURF. CLG. | 1 | 60 | A | IF | ENCL. GLOBE FIX. | | PROGRESS #P5797 | MARCO HUBBELL |
| F-4 | | - | WALL MTD. | 2 | 9N | PAR 25 | FL | EMERG. LGT. W/ BATTERY PACK | | DUAL LITE #EZ-2I-1PS | CHLORIDE LIGHTALARM |
| F-5 | HID | - | WALL MTD. | 1 | 100 | E 23 1/2 | HPS | WALL PACK UNIT W/ LEXAN DIFF. | (1) | SIMKAR #HCH100/ HLG/HPS 120 V. | MOLDCAST BENJAMIN |

(1) PHOTO-CELL CONTROL

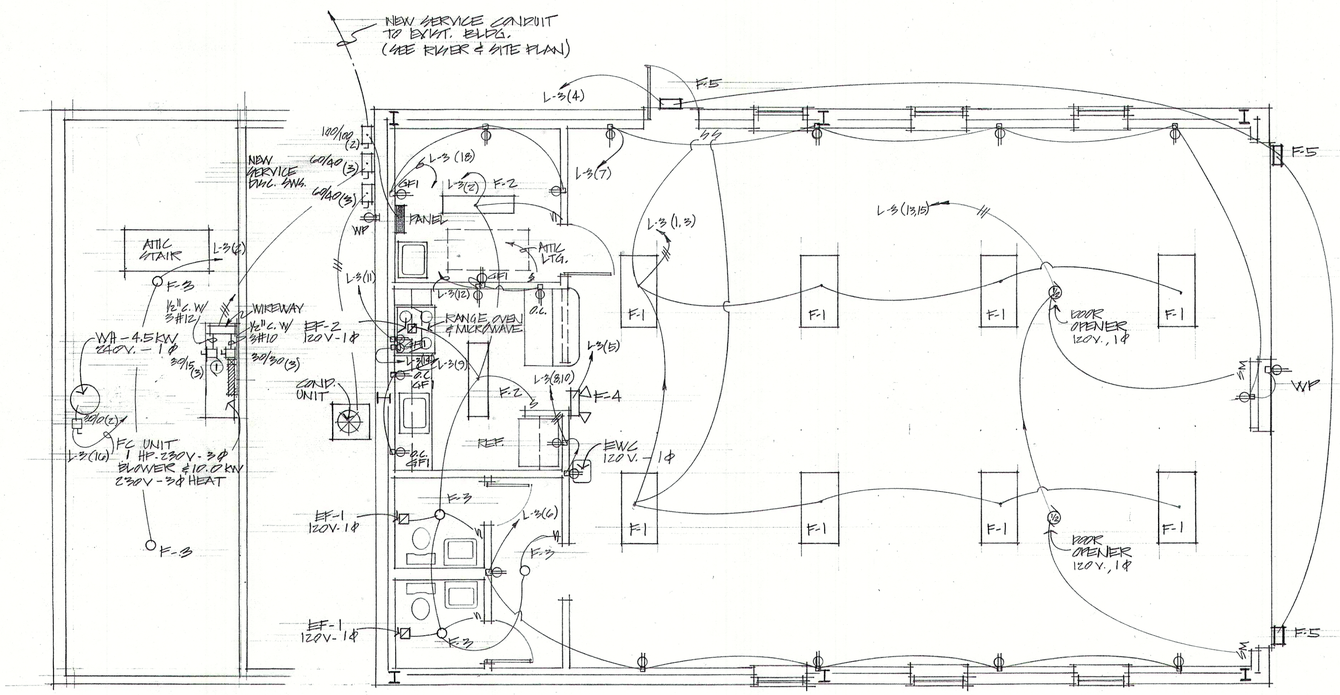


ATTIC PLAN

ELECTRICAL PLAN

SCALE 1/4' = 1'-0"

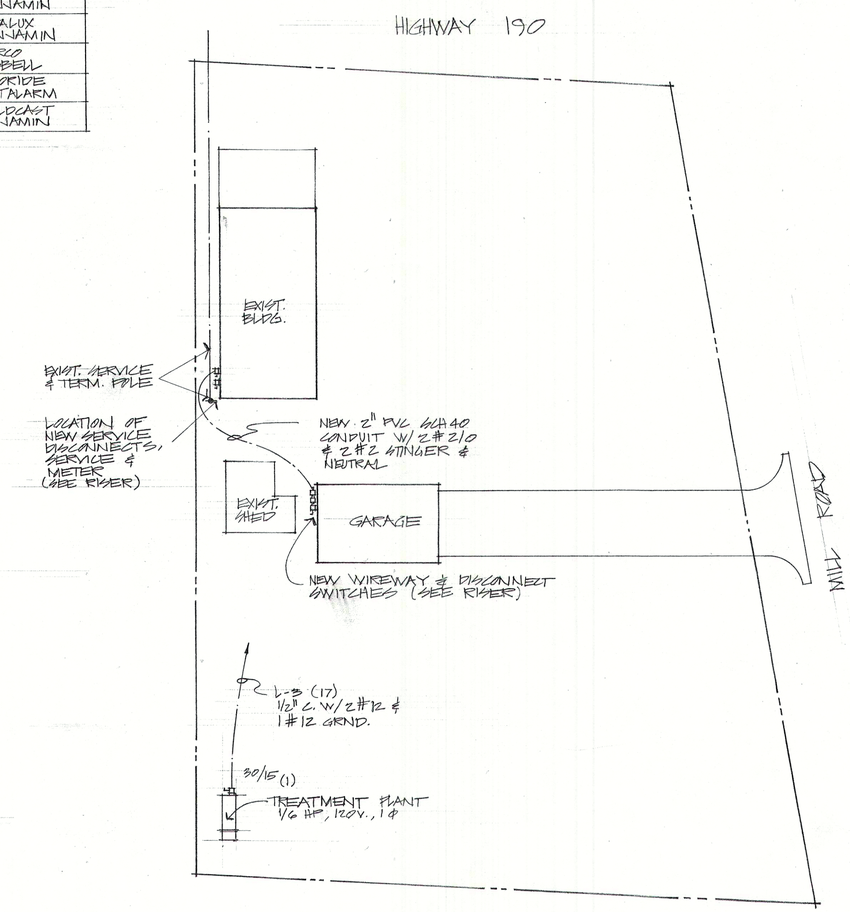


SITE PLAN

SCALE 1" = 30'

RENE A. HARRIS & ASSOCIATES
CONSULTING ENGINEER

OAKLAWN FIRE STATION
GARAGE ADDITION - PHASE III

DATE 3-1-90

SHEET 5 OF 5