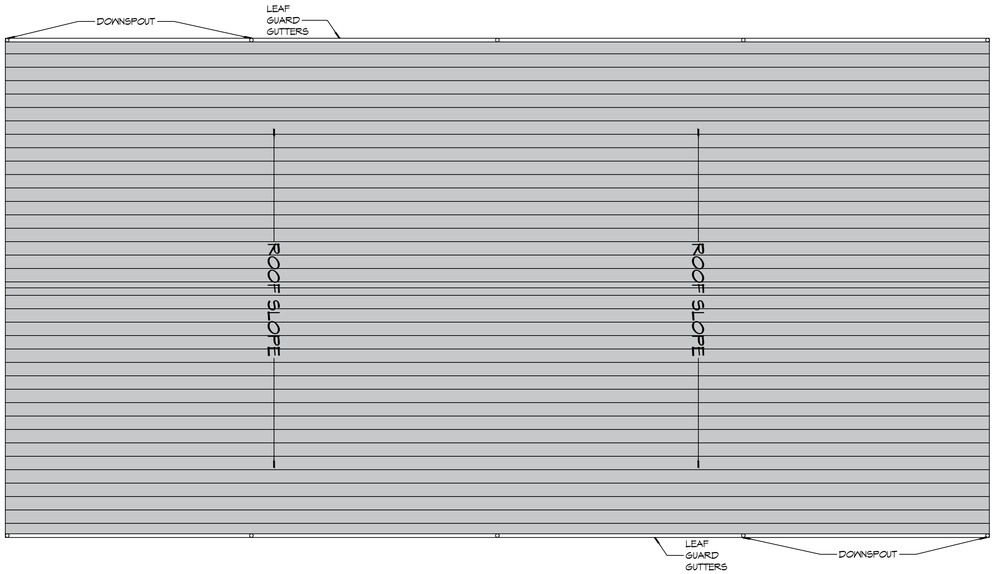

8 ROOF PLAN
SCALE: 1/8" = 1'-0"

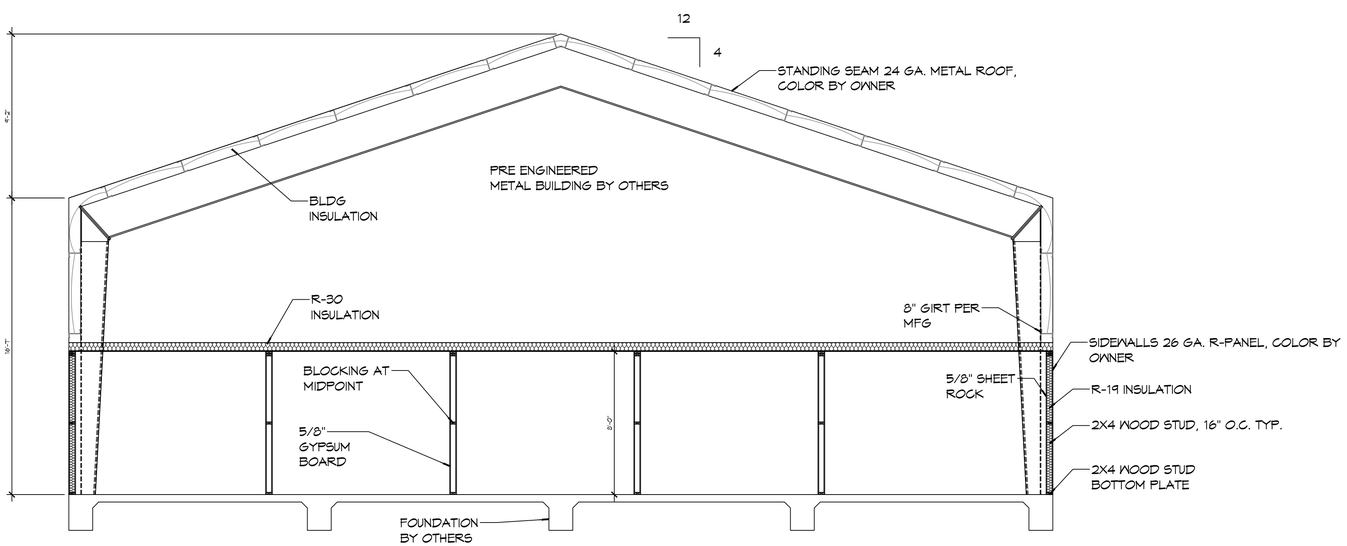

9 WAREHOUSE SECTION
SCALE: 1/4" = 1'-0"

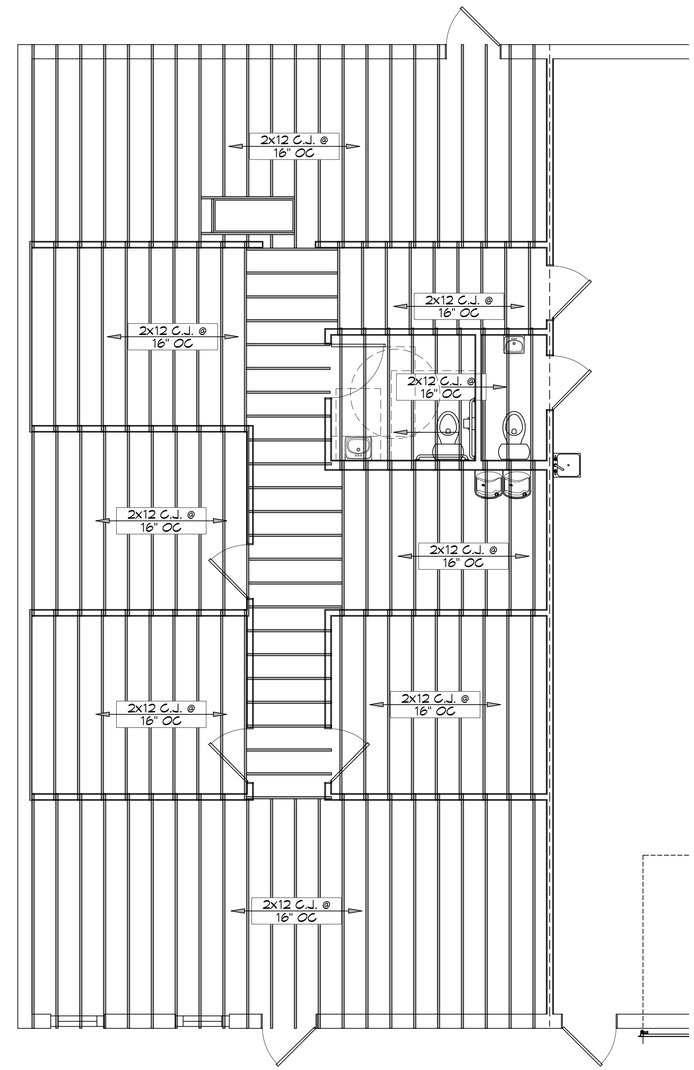

10 CEILING JOIST PLAN
SCALE: 1/4" = 1'-0"

DAMMON ENGINEERING, INC.
LOUISIANA & MISSISSIPPI
www.dammonengineering.com
info@dammonengineering.com
PH: 985.649.5832
Chief Engineer: Brian Mistich, PE
5500 Oak Lawn Trail
Slidell, LA 70458

#	DESCRIPTION	DATE

REVISIONS

SEAL:
STATE OF LOUISIANA
BRIAN A. MISTICH
License No. 30187
PROFESSIONAL ENGINEER

NEW OFFICE WAREHOUSE
LEWIS A/C
3504 COAST BOULEVARD
SLIDELL, LA 70460

DATE: 1-22-2026
JOB No: LJP
CHECKED BY: JMS
DRAWN BY:

THIS DRAWING AND ALL OTHER DRAWINGS, SPECIFICATIONS AND DOCUMENTS PREPARED BY DAMMON ENGINEERING, INC. ARE THE PROPERTY OF DAMMON ENGINEERING AND AS SUCH REMAIN THE PROPERTY OF DAMMON ENGINEERING. THE REPRODUCTION, ALTERATION OR REPUBLICATION OF THESE DRAWINGS AND SPECIFICATIONS WITHOUT WRITTEN CONSENT OF DAMMON ENGINEERING IS PROHIBITED. ANY REUSE OF THESE DRAWINGS AND SPECIFICATIONS ON OTHER PROJECTS OR EXTENSIONS OF THIS PROJECT WITHOUT WRITTEN CONSENT OF DAMMON ENGINEERING IS PROHIBITED.

SHEET TITLE:
BUILDING SECTION, CEILING JOIST PLAN AND ROOF PLAN

DRAWING NUMBER:
A103

SHEET No: 7 of 12

FILE NAME: J:_Office Workbooks\Lewis a/c Slidell\Current Drawings\A103 - Section View.dwg PLOT DATE & TIME: Monday, February 23, 2026 9:00:08 AM