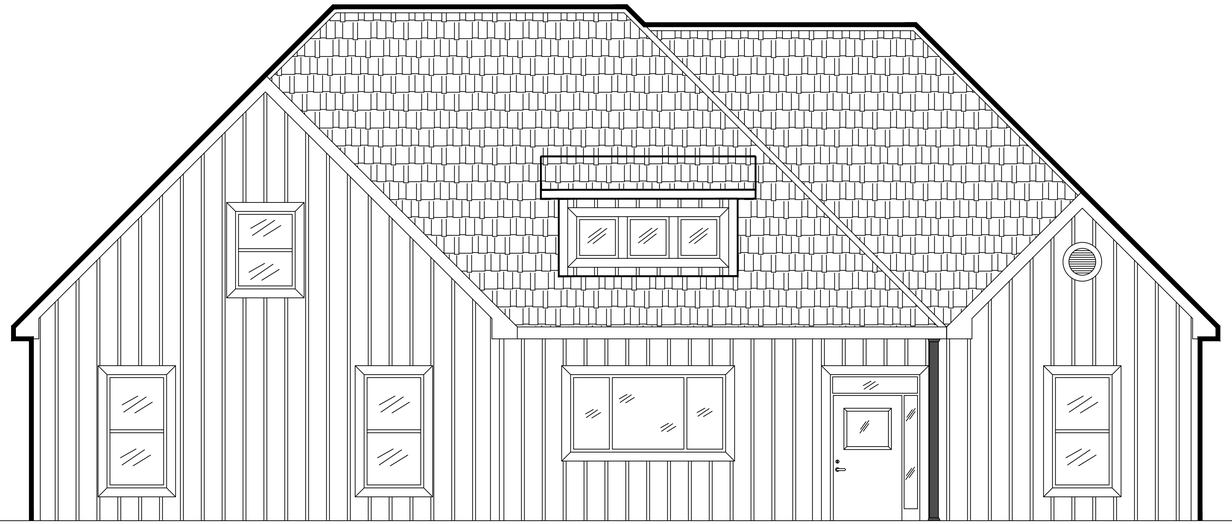

3 FRONT ELEVATION PLAN
SCALE: 1/4" = 1'-0"

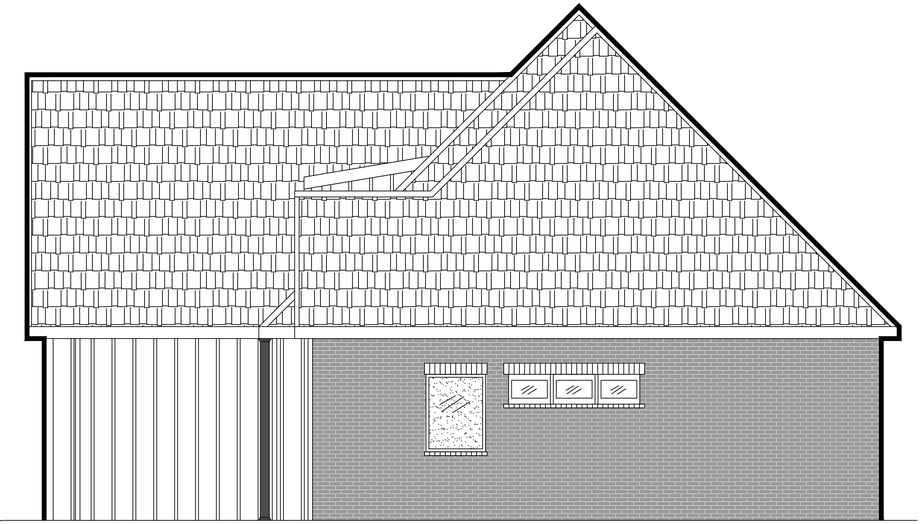

4 RIGHT ELEVATION PLAN
SCALE: 1/4" = 1'-0"

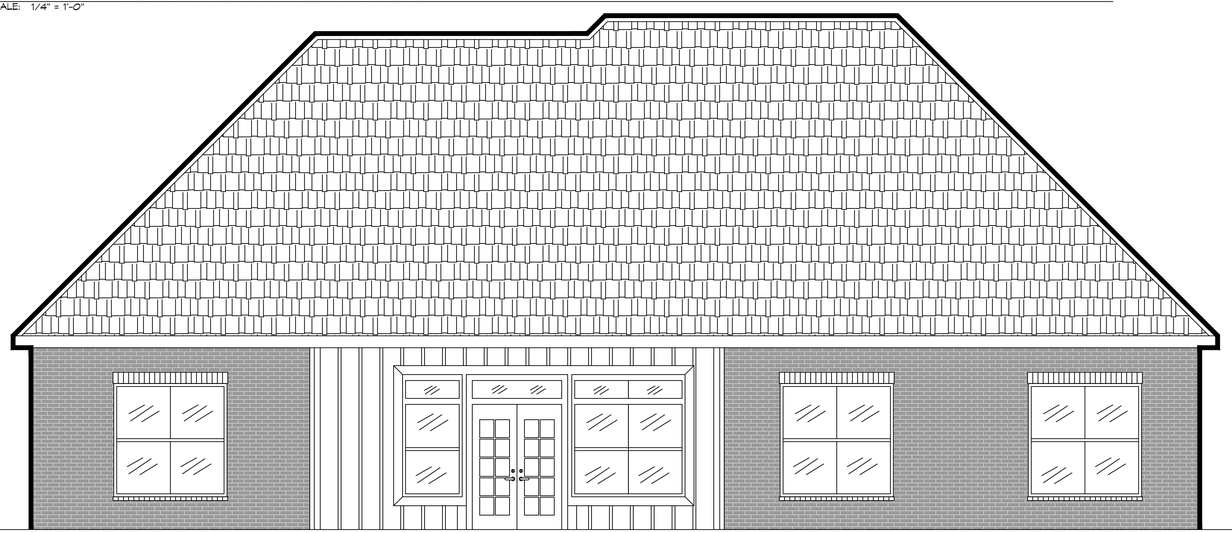

5 REAR ELEVATION PLAN
SCALE: 1/4" = 1'-0"

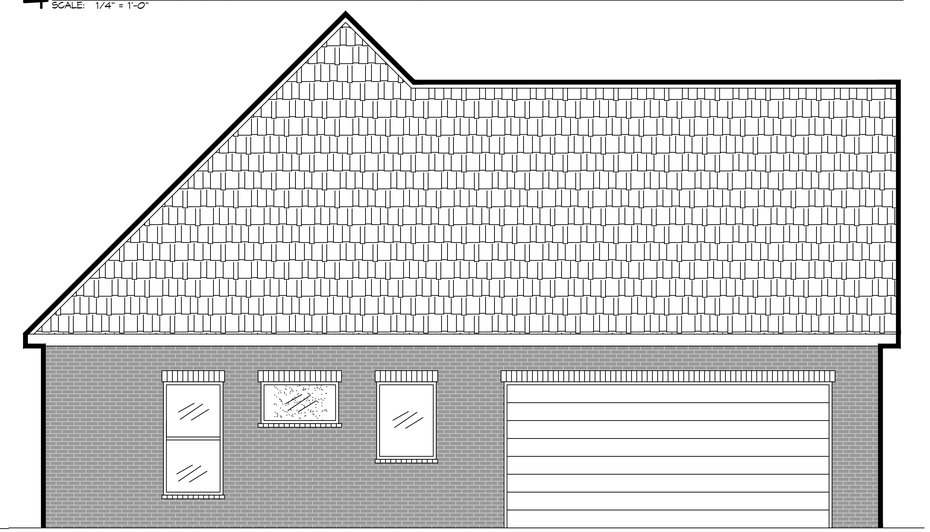

6 LEFT ELEVATION PLAN
SCALE: 1/4" = 1'-0"

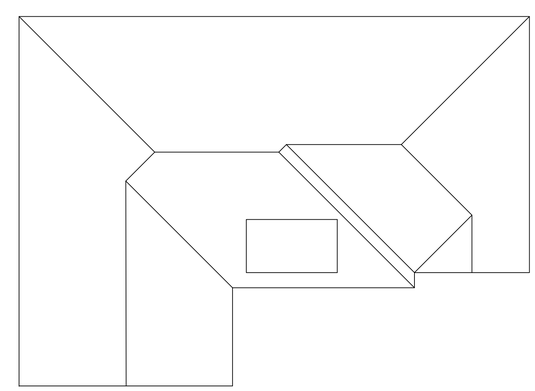

7 OVERHEAD ROOF ELEVATION
SCALE: NTS

DAMMON ENGINEERING, INC.
LOUISIANA & MISSISSIPPI
www.dammonengineering.com
info@dammonengineering.com
PH: 985.649.5832
Chief Engineer: Brian Mistich, PE
Civil / Coastal / Structural
Slidell, LA 70458

REVISIONS

#	DESCRIPTION	DATE

SEAL:

HOUSE PLAN
BRIAN AND JANET MISTICH
LOT -
SLIDELL, LA 70460

DATE: 03-19-2025
JOB No:
SCA
CHECKED BY:
CKD
DRAWN BY:

These plans and specifications are the property of Dammon Engineering, Inc. and are not to be used for any other project than that for which they have been prepared and delivered without written consent of Dammon Engineering, Inc. Reproduction of these plans and specifications is prohibited without written consent of Dammon Engineering, Inc.

SHEET TITLE:
EXTERIOR ELEVATION PLAN

DRAWING NUMBER:
A102

SHEET No: 9 of 13

FILE NAME: J:\- REDGROVE\Brian and Janet Mistich\Current Drawings\A102 - Elevation Plan.dwg PLOT DATE & TIME: Tuesday, April 1, 2025 8:43:06 AM