

Aluminum and plastic standoff bases are on page 157.

The AB is a fully-adjustable post base which offers moisture protection and finished hardware appearance.

Post Bases provide tested capacity. They feature 1" standoff height above concrete floors, code-required when supporting permanent structures that are exposed to the weather or water splash, or in basements. They reduce the potential for decay at post and column ends.

MATERIAL: AB—12 ga plates; 16 ga base cover; all others—see table.

FINISH: Galvanized. Some products available in Z-MAX; see Corrosion-Resistance, page 5.

INSTALLATION: • Use all specified fasteners. See General Notes.

• Post bases do not provide adequate resistance to prevent members from rotating about the base and therefore are not recommended for non top-supported installations (such as fences or unbraced carports).

• AB—Post nail holes are sized for 10d commons. Rectangular adjustment plate assumes 1/2" diameter anchorage. Supplied as shown; position the post, secure the easy-access nut, then bend up the fourth side.

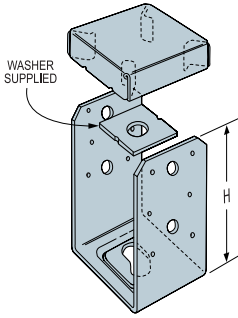
• AB, ABA, ABE and ABU—for pre-pour installed anchors. For epoxy or wedge anchors, select and install according to anchor manufacturer's recommendations; anchor diameter shown in table. Install required washer, which is not included for ABAs.

• See Simpson Anchor Systems for tested, load-rated anchors and request T-Anchorspec for more information.

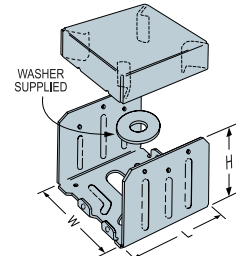
CODES: See page 10 for Code Listing Key Chart.

Model No.	Dimensions			Allowable Downloads (100)	Code Ref.
	W	L	H		
AB44	3 3/16	3 3/16	2 1/4	4065	2, 43, 82
AB44R	4	4 1/16	2 9/16	4065	
AB46	3 3/16	5 3/8	3	4165	
AB46R	4	6	2 13/16	4165	
AB66	5 1/2	5 3/16	3	5335	
AB66R	6	6	2 13/16	5335	

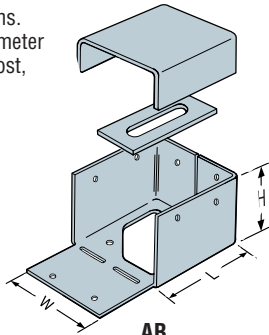
1. Loads may not be increased for short-term loading.



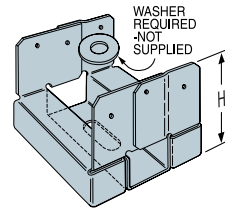
ABU44 (other sizes similar)



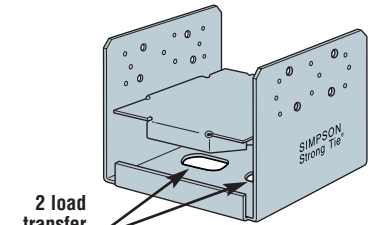
ABE44 ABE46, 46R, 66 and 66R supplied with rectangular washer.



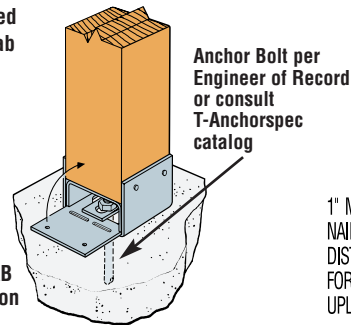
AB Can be installed on existing slab



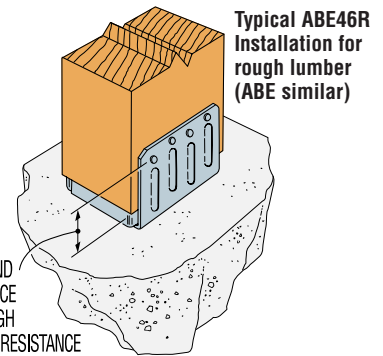
ABA44 (other sizes similar) U.S. Patent 5,333,435



ABU88 2 load transfer plates supplied



Typical AB Installation



Typical ABE46R Installation for rough lumber (ABE similar)

1" MIN. NAIL END DISTANCE FOR HIGH UPLIFT RESISTANCE

Model No.	Nominal Post Size	Material		Dimensions				Fasteners			Uplift Avg Ult	Allowable Loads (DF/SP)				Code Ref.	
		Base (Ga)	Strap (Ga)	W	L	H	HB	Anch. Dia	Post			Uplift (133)		Uplift (160)			Down (100)
									Nails	Machine Bolts		Nails	Bolts	Nails	Bolts		
ABA44	4x4	16	16	3 3/16	3 3/8	3 3/16	—	1/2	6-10d	—	2120	555	—	555	—	6000	5, 41, 128
ABE44	4x4	16	16	3 3/16	3 3/2	2 3/4	—	1/2	6-10d	—	1893	520	—	520	—	6665	6, 38, 86, 128
ABU44	4x4	16	12	3 3/16	3	5 1/2	1 3/4	5/8	12-16d	2	7833	2200	1800	2200	2160	6665	8, 36, 91, 123
ABA44R	RGH 4x4	16	16	4 1/8	3 3/8	2 13/16	—	1/2	6-10d	—	2120	555	—	555	—	8000	5, 41, 128
ABE44R	RGH 4x4	16	16	4	3 1/2	2 3/8	—	1/2	6-10d	—	1893	400	—	400	—	6665	128
ABE46	4x6	12	16	3 3/16	5 1/8	4 1/8	—	5/8	8-16d	—	5167	810	—	810	—	7335	9, 128
ABA46	4x6	14	14	3 3/16	5 3/16	3 3/8	—	5/8	8-16d	—	2967	700	—	700	—	9435	5, 41, 128
ABU46	4x6	12	12	3 3/16	5	7	2 3/8	5/8	12-16d	2	8633	2255	2300	2300	2300	10335	8, 36, 91, 123
ABE46R	RGH 4x6	12	16	4 1/8	5 1/8	3 3/8	—	5/8	8-16d	—	5167	810	—	810	—	7335	128
ABA46R	RGH 4x6	14	14	4 1/8	5 3/16	2 3/8	—	5/8	8-16d	—	2967	700	—	700	—	12000	5, 41, 128
ABA66	6x6	14	14	5 1/2	5 3/4	3 3/8	—	5/8	8-16d	—	3050	720	—	720	—	10665	5, 41, 128
ABE66	6x6	12	14	5 1/2	5 3/8	3 3/8	—	5/8	8-16d	—	4833	900	—	900	—	12000	9, 128
ABU66	6x6	12	10	5 1/2	5	6 1/8	1 3/4	5/8	12-16d	2	8900	2300	2300	2300	2300	12000	8, 36, 91, 123
ABA66R	RGH 6x6	14	14	6	5 3/8	2 3/8	—	5/8	8-16d	—	3050	720	—	720	—	12665	5, 41, 128
ABE66R	RGH 6x6	12	14	6 1/8	5 3/8	2 3/8	—	5/8	8-16d	—	4833	900	—	900	—	12000	128
ABU88 ¹	8x8	14	12	7 1/2	7	7	—	2-5/8	18-16d	—	12893	2320	—	2320	—	24335	36
ABU88R ¹	RGH 8x8	14	12	8	7	7	—	2-5/8	18-16d	—	12893	2320	—	2320	—	24335	

1. Uplift and lateral loads have been increased 33% and 60% for earthquake or wind loading; no further increase allowed; reduce where other loads govern.
 2. Downloads may not be increased for short-term loading.
 3. Specifier to design concrete for shear capacity.

4. ABU88 and ABU88R may be installed with 8-SDS1/4X3 wood screws for the same table load.
 5. For higher downloads, solidly pack grout under 1" standoff plate before installing into concrete. Base download on column or concrete, according to the code.