



BRUCE'S CUSTOM COVERS

989 E. California Ave.
Sunnyvale, CA 94085
www.aircraftcovers.com

a div. of Canvas Works, Inc.

Phone: 408/738-3959

Toll Free (U.S.): 800/777-6405

Fax: 408/738-2729

E-mail: bruce@aircraftcovers.com

manufacturer of the finest custom-made aircraft covers

CANOPY COVER ORDERING INFORMATION, Page 1

INSTRUCTIONS: Print Form, Fill Out, Fax to 408/738-2729

NAME David Dammon

SHIPPING ADDRESS 1095 Florida Ave.
Slidell, LA 70458

PHONE, FAX, EMAIL (985) 649-5832 ; (985) 641-5950 ; dammoneng@bellsouth.net

PAYMENT BY: Visa MasterCard Amex Discover (check one)

All shipments are F.O.B. Sunnyvale, California, shipping by UPS (Ground or 2nd Day Service) unless requested otherwise.

Credit Card Number 3783-433428-11021 Exp. Date 01/08 V-Code 9042

* Visa, Mastercard, Discover: last 3 numbers on back of card, right of signature. Amex: 4 smaller numbers printed on face of card.

AIRCRAFT TYPE Piper Cherokee 6 PA-32-300 YEAR 1975 N 7039C
reg. number

AIRCRAFT COLORS (be specific) Canopy cover standard reflective gray, and Tailcone cover RED

DO YOU WANT YOUR N-NUMBER IMPRINTED ONTO COVER? (\$30 CHARGE) YES NO (check one)

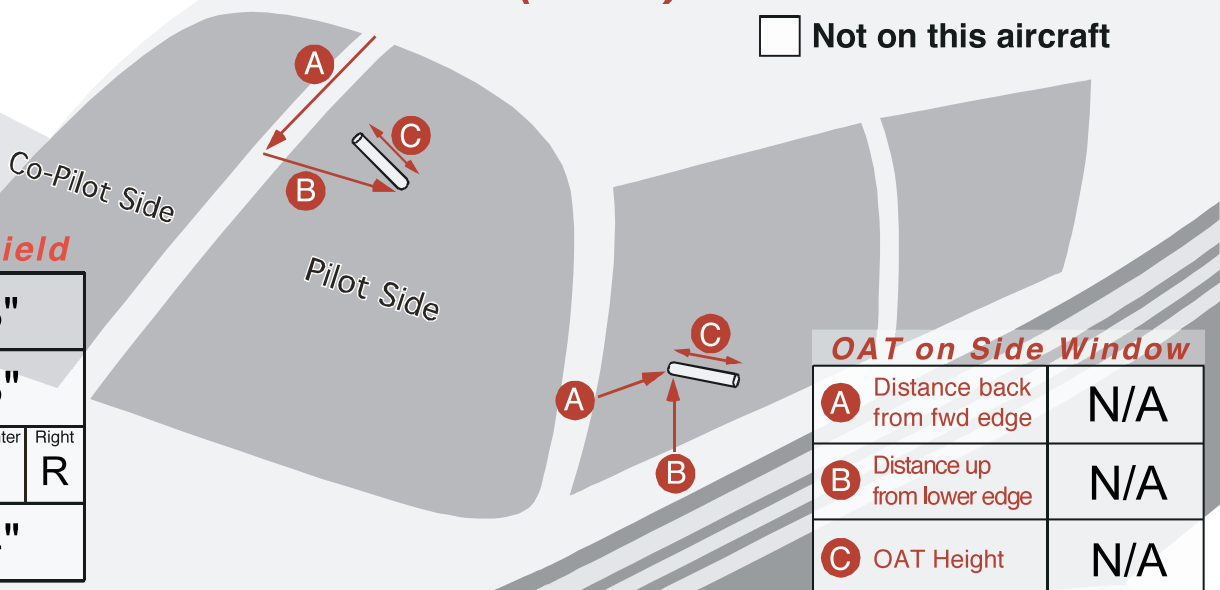
Specify below ALL of the items you would like to order.

See Technical Sheet For Part Numbers (or fill in description)

part number	quant	description	price
PA32-015	1	EXTENDED CANOPY COVER W/CARGO DOOR FWD BIB	\$645.00
PA32-100	1	SET OF 2 ENGINE INLET PLUGS (CHEROKEE6-300)	\$75.00
PA32-650	1	TAILCONE COVER	\$135.00
PRINT N-NUMBER	1		\$30.00

TEMPERATURE PROBE (OAT) WORKSHEET

Not on this aircraft



OAT on Windshield

A Distance from top Windshield	8"		
B Offset from Centerline	3"		
OAT Offset (check one)	Left	Center	Right
			R
C OAT Height	4"		

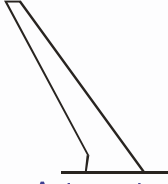
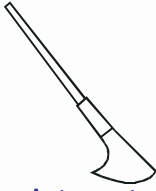
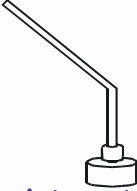
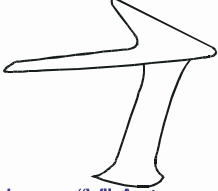
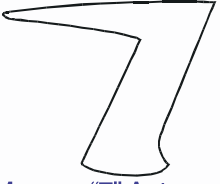


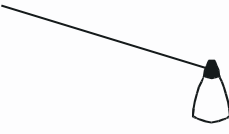
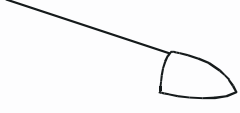
OAT on Side Window

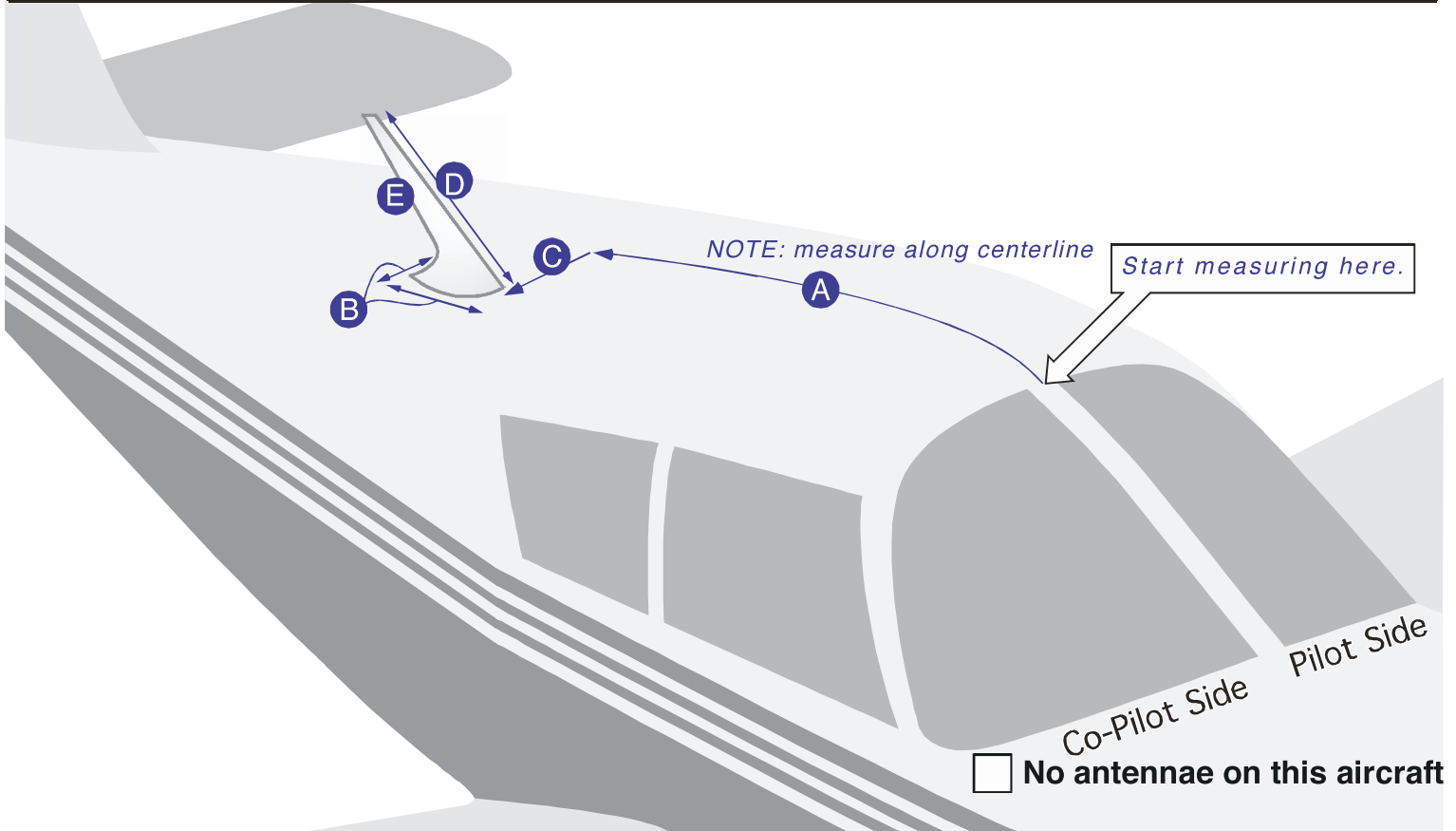
A Distance back from fwd edge	N/A
B Distance up from lower edge	N/A
C OAT Height	N/A

ANTENNA PLACEMENT WORKSHEET

INSTRUCTIONS: Print Form, Fill Out, Fax to 408/738-2729

ANTENNA TYPES

1  Com Antenna type 1	2  Com Antenna type 2	3  Com Antenna type 3	4  Large "V" Antenna	5  Mooney "7" Antenna
6  Small "V" Antenna	7  Garmin Fin / TCAS	8  ADF Wire Antenna: A	9  ADF Wire Antenna: B	NOTE If none of these, sketch outline of antenna, then measure length & width of base.



No antennae on this aircraft

A Distance from top of Windshield **B** Length/Width of Antenna base **C** Offset from Centerline Antenna Offset (circle one) **D** Slope length of Antenna (types 1-3) **E** Antenna Type (See types above)

Example	34 5/8" <i>(inches or metric)</i>	5 1/2" x 3 1/4"	9 1/2"	Left <i>(pilot)</i>	Center	Right <i>(co-pilot)</i>	18"	1
Antenna #1	6"	1" x 1"	0"	Left	Center XX	Right		8"
Antenna #2	13"	4.5" x 3"	0"	Left	Center XX	Right		1" Flat GPS
Antenna #3	103"	5" x 2.5"	3"	Left	Center	Right XX	24"	2
Antenna #4				Left	Center	Right		